


MIDJ



Moonlight Table

design Franco Poli


Moonlight fixed table with base in Baydur.

Top available in glass or ceramic.


Measures available: 200x100 cm or 220x100 cm

Colors and Materials

Structure



White baydur




Dark grey baydur

Top



Extraclear transparent glass




Glossy fumè glass



Glossy white calacatta marble crystalceramic




Glossy greek black marble crystalceramic




Noir desir glossy marble crystalceramic




Matt calacatta marble crystalceramic




Tinos green matt marble crystalceramic



Noir desir matt marble crystalceramic

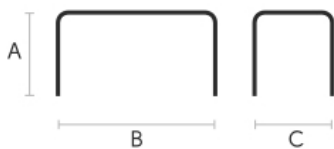


Cristalceramica marmo statuario bianco opaco



Marble calacatta black bushhammered crystalceramic

Dimensions



	A (cm)	B (cm)	C (cm)
	(inch)	(inch)	(inch)
200 x 100	73	200	100
(cm)	28.7	78.7	39.4
(inch)			

	A (cm)	B (cm)	C (cm)
	(inch)	(inch)	(inch)
220 x 116			
(cm)	73	220	116
(inch)	28.7	86.6	45.7

Volumetric Details

Weight 105 Kg

Volume 0.6 mc

Package 2

Materials Certifications

Extraclear transparent glass

Tempered glass tops are elegant and shiny. The interaction with the surrounding light enhances their brilliance and increases their timeless charm.

Tempered glass is glass that has been subjected to a special treatment that involves gradual heating, followed by sudden air cooling. This procedure allows the transformation into a more resistant and safer glass, as, in case of breakage, it will shatter into small harmless fragments. Tops in tempered glass may have slight scratches due to sliding on the oven rollers. In addition, any dots and rings on the surface, visible in light or backlight conditions, prove that the tempera process has been carried out.

CLEANING AND MAINTENANCE

Glass tops do not require any particular maintenance, and cleaning is simple and effective. In general, for daily cleaning, use a specific microfiber cloth moistened with hot water or detergents formulated for glass surfaces. For stubborn stains, use non-abrasive cleaning products or detergents. To remove any dried residues deposited on the surface, proceed with the use of a wooden or plastic scraper. Do not use rough or abrasive sponges. For all tops we recommend avoiding direct contact with sharp or pointed tools, as well as avoid placing very cold or very hot containers directly on the glass tops. These tips are cleaning recommendations and do not guarantee complete stain removal. We recommend that you always test the cleaning method on a hidden part of the item to check the resistance of the material.

Colour samples are to be considered approximate for each product. Slight color differences between a lot and the other are to be considered normal.

Materials Certifications

Glossy fumè glass

Tempered glass tops are elegant and shiny. The interaction with the surrounding light enhances their brilliance and increases their timeless charm.

Tempered glass is glass that has been subjected to a special treatment that involves gradual heating, followed by sudden air cooling. This procedure allows the transformation into a more resistant and safer glass, as, in case of breakage, it will shatter into small harmless fragments. Tops in tempered glass may have slight scratches due to sliding on the oven rollers. In addition, any dots and rings on the surface, visible in light or backlight conditions, prove that the tempera process has been carried out.

CLEANING AND MAINTENANCE

Glass tops do not require any particular maintenance, and cleaning is simple and effective. In general, for daily cleaning, use a specific microfiber cloth moistened with hot water or detergents formulated for glass surfaces. For stubborn stains, use non-abrasive cleaning products or detergents. To remove any dried residues deposited on the surface, proceed with the use of a wooden or plastic scraper. Do not use rough or abrasive sponges. For all tops we recommend avoiding direct contact with sharp or pointed tools, as well as avoid placing very cold or very hot containers directly on the glass tops. These tips are cleaning recommendations and do not guarantee complete stain removal. We recommend that you always test the cleaning method on a hidden part of the item to check the resistance of the material.

Colour samples are to be considered approximate for each product. Slight color differences between a lot and the other are to be considered normal.

Materials Certifications

Glossy white calacatta marble

crystalceramic

Crystalceramic combines elegance and resistance. Crystalceramic tops are composed of two sheets joined together: the lower layer is made of tempered glass, the upper layer of ceramic (porcelain stoneware).

Once joined together, the sheets give life to an extremely resistant top, suitable for placement in highly used environments. The properties that the crystalceramic tops include are high water repellency, heat resistance, scratch resistance and high durability.

CLEANING AND MAINTENANCE

For daily cleaning we recommend using a microfiber cloth, moistened with hot water and possibly neutral detergents, making sure to rinse them in case of use. Do not use abrasive scourers or cleaners. To remove any dried residues deposited on the surface, proceed with the use of a wooden or plastic scraper. Some types of stains, if not promptly removed, could leave a more or less visible permanent ring. In case of contact with acidic liquids (such as pure lemon juice) or highly pigmented liquids (such as red wine, coffee, Coke) remove promptly and rinse with a damp and clean cloth. The persistence of the stain over time hinders its complete removal. It is possible to use bleach to remove the most stubborn stains: with a damp cloth rub the surface for a few seconds. Most of the stains will no longer be visible within 2-3 minutes of application, then rinse with water and dry.

These tips are cleaning recommendations and do not guarantee complete stain removal.

We recommend that you always test the cleaning method on a hidden part of the item to check the resistance of the material.

Colour samples are to be considered approximate for each product. Slight color differences between a lot and the other are to be considered normal.

Materials Certifications

Glossy greek black marble crystalceramic

Crystalceramic combines elegance and resistance. Crystalceramic tops are composed of two sheets joined together: the lower layer is made of tempered glass, the upper layer of ceramic (porcelain stoneware).

Once joined together, the sheets give life to an extremely resistant top, suitable for placement in highly used environments. The properties that the crystalceramic tops include are high water repellency, heat resistance, scratch resistance and high durability.

CLEANING AND MAINTENANCE

For daily cleaning we recommend using a microfiber cloth, moistened with hot water and possibly neutral detergents, making sure to rinse them in case of use. Do not use abrasive scourers or cleaners. To remove any dried residues deposited on the surface, proceed with the use of a wooden or plastic scraper. Some types of stains, if not promptly removed, could leave a more or less visible permanent ring. In case of contact with acidic liquids (such as pure lemon juice) or highly pigmented liquids (such as red wine, coffee, Coke) remove promptly and rinse with a damp and clean cloth. The persistence of the stain over time hinders its complete removal. It is possible to use bleach to remove the most stubborn stains: with a damp cloth rub the surface for a few seconds. Most of the stains will no longer be visible within 2-3 minutes of application, then rinse with water and dry.

These tips are cleaning recommendations and do not guarantee complete stain removal.

We recommend that you always test the cleaning method on a hidden part of the item to check the resistance of the material.

Colour samples are to be considered approximate for each product. Slight color differences between a lot and the other are to be considered normal.

Materials Certifications

Noir desir glossy marble crystalceramic

Crystalceramic combines elegance and resistance. Crystalceramic tops are composed of two sheets joined together: the lower layer is made of tempered glass, the upper layer of ceramic (porcelain stoneware).

Once joined together, the sheets give life to an extremely resistant top, suitable for placement in highly used environments. The properties that the crystalceramic tops include are high water repellency, heat resistance, scratch resistance and high durability.

CLEANING AND MAINTENANCE

For daily cleaning we recommend using a microfiber cloth, moistened with hot water and possibly neutral

detergents, making sure to rinse them in case of use. Do not use abrasive scourers or cleaners. To remove any dried residues deposited on the surface, proceed with the use of a wooden or plastic scraper. Some types of stains, if not promptly removed, could leave a more or less visible permanent ring. In case of contact with acidic liquids (such as pure lemon juice) or highly pigmented liquids (such as red wine, coffee, Coke) remove promptly and rinse with a damp and clean cloth. The persistence of the stain over time hinders its complete removal. It is possible to use bleach to remove the most stubborn stains: with a damp cloth rub the surface for a few seconds. Most of the stains will no longer be visible within 2-3 minutes of application, then rinse with water and dry.

These tips are cleaning recommendations and do not guarantee complete stain removal.

We recommend that you always test the cleaning method on a hidden part of the item to check the resistance of the material.

Colour samples are to be considered approximate for each product. Slight color differences between a lot and the other are to be considered normal.

Materials Certifications

Matt calacatta marble crystalceramic

Crystalceramic combines elegance and resistance. Crystalceramic tops are composed of two sheets joined together: the lower layer is made of tempered glass, the upper layer of ceramic (porcelain stoneware).

Once joined together, the sheets give life to an extremely resistant top, suitable for placement in highly used environments. The properties that the crystalceramic tops include are high water repellency, heat resistance, scratch resistance and high durability.

CLEANING AND MAINTENANCE

For daily cleaning we recommend using a microfiber cloth, moistened with hot water and possibly neutral detergents, making sure to rinse them in case of use. Do not use abrasive scourers or cleaners. To remove any dried residues deposited on the surface, proceed with the use of a wooden or plastic scraper. Some types of stains, if not promptly removed, could leave a more or less visible permanent ring. In case of contact with acidic liquids (such as pure lemon juice) or highly pigmented liquids (such as red wine, coffee, Coke) remove promptly and rinse with a damp and clean cloth. The persistence of the stain over time hinders its complete removal. It is possible to use bleach to remove the most stubborn stains: with a damp cloth rub the surface for a few seconds. Most of the stains will no longer be visible within 2-3 minutes of application, then rinse with water and dry.

These tips are cleaning recommendations and do not guarantee complete stain removal.

We recommend that you always test the cleaning method on a hidden part of the item to check the resistance of the material.

Colour samples are to be considered approximate for each product. Slight color differences between a lot and the other are to be considered normal.

Materials Certifications

Tinos green matt marble crystalceramic

Crystalceramic combines elegance and resistance. Crystalceramic tops are composed of two sheets joined together: the lower layer is made of tempered glass, the upper layer of ceramic (porcelain stoneware).

Once joined together, the sheets give life to an extremely resistant top, suitable for placement in highly used environments. The properties that the crystalceramic tops include are high water repellency, heat resistance, scratch resistance and high durability.

CLEANING AND MAINTENANCE

For daily cleaning we recommend using a microfiber cloth, moistened with hot water and possibly neutral detergents, making sure to rinse them in case of use. Do not use abrasive scourers or cleaners. To remove any dried residues deposited on the surface, proceed with the use of a wooden or plastic scraper. Some types of stains, if not promptly removed, could leave a more or less visible permanent ring. In case of contact with acidic liquids (such as pure lemon juice) or highly pigmented liquids (such as red wine, coffee, Coke) remove promptly and rinse with a damp and clean cloth. The persistence of the stain over time hinders its complete removal. It is possible to use bleach to remove the most stubborn stains: with a damp cloth rub the surface for a few seconds. Most of the stains will no longer be visible within 2-3 minutes of application, then rinse with water and dry.

These tips are cleaning recommendations and do not guarantee complete stain removal.

We recommend that you always test the cleaning method on a hidden part of the item to check the

resistance of the material.

Colour samples are to be considered approximate for each product. Slight color differences between a lot and the other are to be considered normal.

Materials Certifications

Noir desir matt marble crystalceramic

Ceramic tops give life to an extremely resistant top, suitable for placement in highly used environments. The properties that the ceramic tops include are high water repellency, heat resistance, scratch resistance and high durability.

CLEANING AND MAINTENANCE

For daily cleaning we recommend using a microfiber cloth, moistened with hot water and possibly neutral detergents, making sure to rinse them in case of use. Do not use abrasive scourers or cleaners. To remove any dried residues deposited on the surface, proceed with the use of a wooden or plastic scraper. Some types of stains, if not promptly removed, could leave a more or less visible permanent ring. In case of contact with acidic liquids (such as pure lemon juice) or highly pigmented liquids (such as red wine, coffee, Coke) remove promptly and rinse with a damp and clean cloth. The persistence of the stain over time hinders its complete removal. It is possible to use bleach to remove the most stubborn stains: with a damp cloth rub the surface for a few seconds. Most of the stains will no longer be visible within 2-3 minutes of application, then rinse with water and dry.

These tips are cleaning recommendations and do not guarantee complete stain removal.

We recommend that you always test the cleaning method on a hidden part of the item to check the resistance of the material.

Colour samples are to be considered approximate for each product. Slight color differences between a lot and the other are to be considered normal.

Materials Certifications

Cristalceramica marmo statuario bianco opaco

Ceramic tops give life to an extremely resistant top, suitable for placement in highly used environments. The properties that the ceramic tops include are high water repellency, heat resistance, scratch resistance and high durability.

CLEANING AND MAINTENANCE

For daily cleaning we recommend using a microfiber cloth, moistened with hot water and possibly neutral detergents, making sure to rinse them in case of use. Do not use abrasive scourers or cleaners. To remove any dried residues deposited on the surface, proceed with the use of a wooden or plastic scraper. Some types of stains, if not promptly removed, could leave a more or less visible permanent ring. In case of contact with acidic liquids (such as pure lemon juice) or highly pigmented liquids (such as red wine, coffee, Coke) remove promptly and rinse with a damp and clean cloth. The persistence of the stain over time hinders its complete removal. It is possible to use bleach to remove the most stubborn stains: with a damp cloth rub the surface for a few seconds. Most of the stains will no longer be visible within 2-3 minutes of application, then rinse with water and dry.

These tips are cleaning recommendations and do not guarantee complete stain removal.

We recommend that you always test the cleaning method on a hidden part of the item to check the resistance of the material.

Colour samples are to be considered approximate for each product. Slight color differences between a lot and the other are to be considered normal.

Materials Certifications

Marble calacatta black bushhammered crystalceramic

Ceramic tops give life to an extremely resistant top, suitable for placement in highly used environments. The properties that the ceramic tops include are high water repellency, heat resistance, scratch resistance and high durability.

CLEANING AND MAINTENANCE

For daily cleaning we recommend using a microfiber cloth, moistened with hot water and possibly neutral detergents, making sure to rinse them in case of use. Do not use abrasive scourers or cleaners. To

remove any dried residues deposited on the surface, proceed with the use of a wooden or plastic scraper. Some types of stains, if not promptly removed, could leave a more or less visible permanent ring. In case of contact with acidic liquids (such as pure lemon juice) or highly pigmented liquids (such as red wine, coffee, Coke) remove promptly and rinse with a damp and clean cloth. The persistence of the stain over time hinders its complete removal. It is possible to use bleach to remove the most stubborn stains: with a damp cloth rub the surface for a few seconds. Most of the stains will no longer be visible within 2-3 minutes of application, then rinse with water and dry. These tips are cleaning recommendations and do not guarantee complete stain removal. We recommend that you always test the cleaning method on a hidden part of the item to check the resistance of the material.

Colour samples are to be considered approximate for each product. Slight color differences between a lot and the other are to be considered normal.