

Algorithm Grid

Design by Toan Nguyen

Like a cloud of frozen rain, this collection brings together beauty and geometry. Mathematical order provides a magical harmony with an astonishing range of permutations and compositions. Can be customized to suit any space.

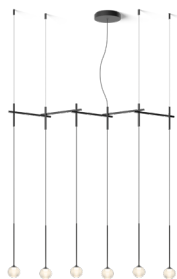
Pendant

* Built-in version

6 LEDs

0830 *0832

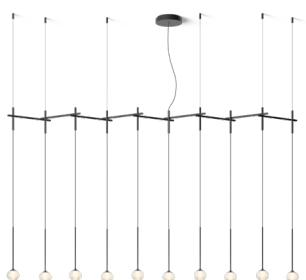
123 x 25 cm



10 LEDs

0835 *0837

214 x 25 cm



14 LEDs

0840 *0842

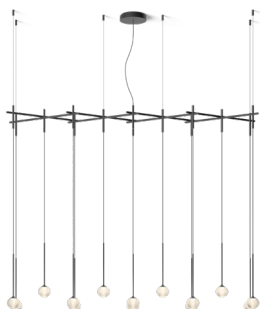
306 x 25 cm



14 LEDs

0845 *0847

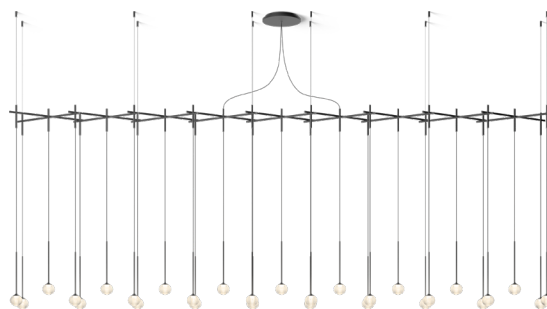
183 x 34 cm



29 LEDs

0850 *0852

399 x 34 cm



10 LEDs

0825 *0827

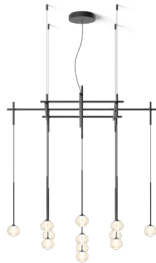
75 x 85 cm



13 LEDs

0860 *0862

110 x 110 cm



25 LEDs

0865 *0867

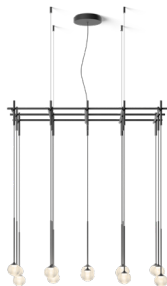
160 x 160 cm



15 LEDs

0870 *0872

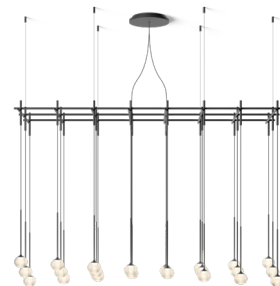
110 x 60 cm


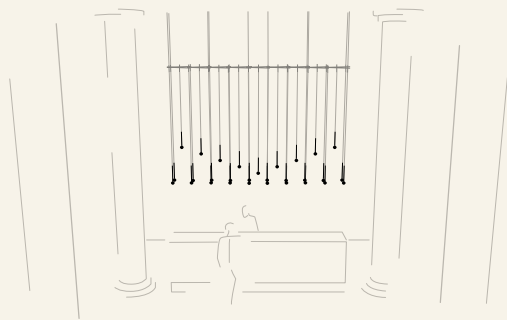
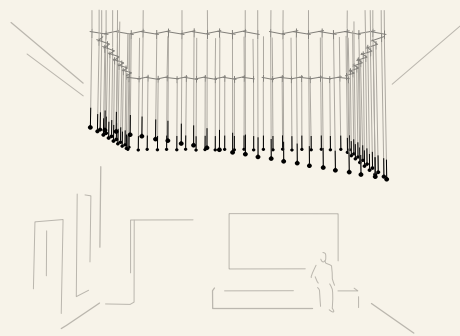





24 LEDs

0875 *0877

185 x 60 cm





Surface.

Built-in.
11,5 cm Die-cut diameter,
12 cm minimum height in ceiling.

Adjustable cable installation.

Rigid stem installation.
Fixed at 25 cm.

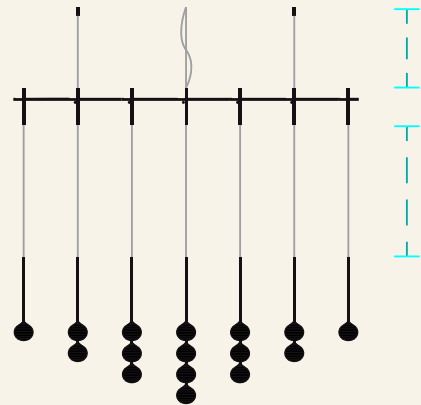


Adjust height of standard model

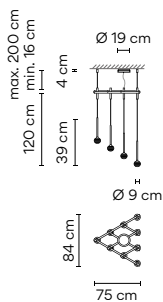
To personalize luminaire height, without adjusting diffusers layout.

The steel cables that go from the structure to the ceiling are the only ones that allow the height of the lamp to be adjusted. The installation manual describes how to do this and how to cut the cables.

Personalise your own
Algorithm composition
quick and easy at
vibia.com



0825



Finishes

● 18/ __ Graphite
(ADAPTA RF9913WX)

LED Colour Temperature

/1 _ 2700 K - 3122,8 lm
/2 _ 3000 K - 3122,8 lm

F
CRI >90

Control

0825 __ / __

__ / _ A Push; 1-10V; DALI-2
__ / _ Z Casambi

Materials

Sphere: Blown-glass. Diffuser: PC- Polycarbonate.
Glass fastening: Aluminum. Canopy: Steel.
Pendant structure: Steel. LED support: Aluminum.

Light Source and electronics

10 x LED 3,15 W 1050 mA
Constant Current 1050 mA
100~240V 50/60Hz

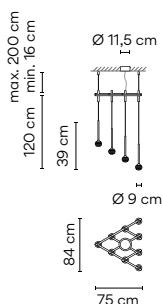
Packaging

2 Boxes
Total Vol 0,324 m³
Gross weight 15,5 Kg Net weight 10,5 Kg

Notes

Surface

0827



Finishes

● 18/ __ Graphite
(ADAPTA RF9913WX)

LED Colour Temperature

/1 _ 2700 K - 3122,8 lm
/2 _ 3000 K - 3122,8 lm

F
CRI >90

Control

0827 __ / __

__ / _ A Push; 1-10V; DALI-2
__ / _ Z Casambi

Materials

Sphere: Blown-glass. Diffuser: PC- Polycarbonate.
Glass fastening: Aluminum. Canopy: Steel.
Pendant structure: Steel. LED support: Aluminum.

Light Source and electronics

10 x LED 3,15 W 1050 mA
Constant Current 1050 mA
100~240V 50/60Hz

Packaging

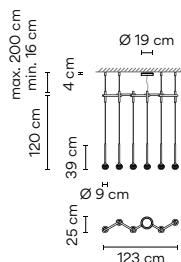
2 Boxes
Total Vol 0,324 m³
Gross weight 15,5 Kg Net weight 10,5 Kg

Notes

Built-in

Ø 10,5 cm

0830



Finishes
 ● 18/ __ Graphite (ADAPTA RF9913WX)

LED Colour Temperature
 /1 _ 2700 K - 1873,68 lm
 /2 _ 3000 K - 1873,7 lm

Control
 0830 __ / __
 __ / __ A Push; 1-10V; DALI-2
 __ / __ Z Casambi

Materials
 Sphere: Blown-glass. Diffuser: PC- Polycarbonate.
 Glass fastening: Aluminum. Canopy: Steel.
 Pendant structure: Steel. LED support: Aluminum.

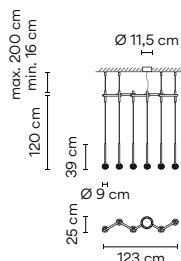
Light Source and electronics
 6 x LED 3,15 W 1050 mA
 Constant Current 1050 mA
 100~240V 50/60Hz

Packaging
 2 Boxes
 Total Vol 0,1705 m³
 Gross weight 3,5 Kg Net weight 5,8 Kg

Notes
 Surface

LED IP20 CE UK ENE Bi-volt

0832



Finishes
 ● 18/ __ Graphite (ADAPTA RF9913WX)

LED Colour Temperature
 /1 _ 2700 K - 1873,68 lm
 /2 _ 3000 K - 1873,7 lm

Control
 0832 __ / __
 __ / __ A Push; 1-10V; DALI-2
 __ / __ Z Casambi

Materials
 Sphere: Blown-glass. Diffuser: PC- Polycarbonate.
 Glass fastening: Aluminum. Canopy: Steel.
 Pendant structure: Steel. LED support: Aluminum.

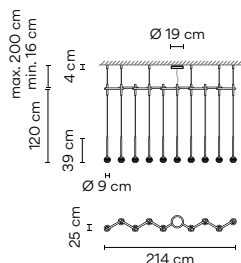
Light Source and electronics
 6 x LED 3,15 W 1050 mA
 Constant Current 1050 mA
 100~240V 50/60Hz

Packaging
 2 Boxes
 Total Vol 0,1705 m³
 Gross weight 3,5 Kg Net weight 5,8 Kg

Notes
 Built-in

LED IP20 CE UK ENE Bi-volt Ø 10,5 cm

0835



Finishes
 ● 18/ __ Graphite (ADAPTA RF9913WX)

LED Colour Temperature
 /1 _ 2700 K - 3122,8 lm
 /2 _ 3000 K - 3122,8 lm

Control
 0835 __ / __
 __ / __ A Push; 1-10V; DALI-2
 __ / __ Z Casambi

Materials
 Sphere: Blown-glass. Diffuser: PC- Polycarbonate.
 Glass fastening: Aluminum. Canopy: Steel.
 Pendant structure: Steel. LED support: Aluminum.

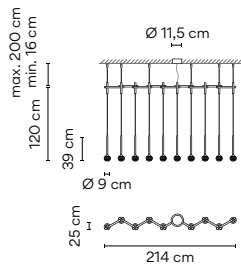
Light Source and electronics
 10 x LED 3,15 W 1050 mA
 Constant Current 1050 mA
 100~240V 50/60Hz

Packaging
 2 Boxes
 Total Vol 0,3220 m³
 Gross weight 15,5 Kg Net weight 10,5 Kg

Notes
 Surface

LED IP20 CE UK ENE Bi-volt

0837



Finishes
 ● 18/ __ Graphite (ADAPTA RF9913WX)

LED Colour Temperature
 /1 _ 2700 K - 3122,8 lm
 /2 _ 3000 K - 3122,8 lm

Control
 0837 __ / __
 __ / __ A Push; 1-10V; DALI-2
 __ / __ Z Casambi

Materials
 Sphere: Blown-glass. Diffuser: PC- Polycarbonate.
 Glass fastening: Aluminum. Canopy: Steel.
 Pendant structure: Steel. LED support: Aluminum.

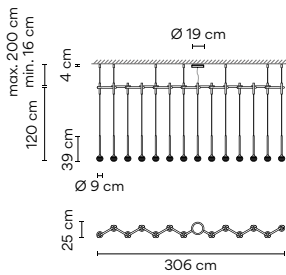
Light Source and electronics
 10 x LED 3,15 W 1050 mA
 Constant Current 1050 mA
 100~240V 50/60Hz

Packaging
 2 Boxes
 Total Vol 0,3220 m³
 Gross weight 15,5 Kg Net weight 10,5 Kg

Notes
 Built-in

LED IP20 CE UK ENE Bi-volt Ø 10,5 cm

0840



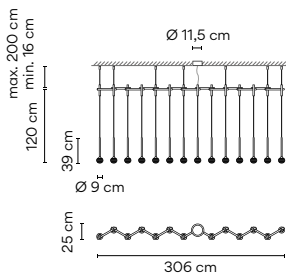
Finishes **18/** __ Graphite (ADAPTA RF9913WX)
 LED Colour Temperature /1 _ 2700 K - 4371,92 lm /2 _ 3000 K - 4371,92 lm
 F
 CRI >90

Control **0840** __ / __
 __ / _ A Push; 1-10V; DALI-2
 __ / _ Z Casambi

Materials
 Sphere: Blown-glass. Diffuser: PC- Polycarbonate.
 Glass fastening: Aluminum. Canopy: Steel.
 Pendant structure: Steel. LED support: Aluminum.
 Light Source and electronics
 14 x LED 3,15 W 1050 mA
 Constant Current 1050 mA
 100~240V 50/60Hz

Packaging
 3 Boxes
 Total Vol 0,5275 m³
 Gross weight 17,3 Kg Net weight 11,3 Kg
 Notes
 Surface
 LED IP20 CE UK ENE Bi-volt

0842



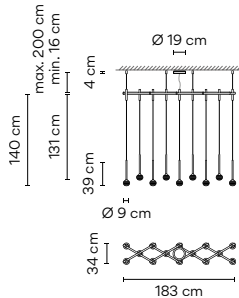
Finishes **18/** __ Graphite (ADAPTA RF9913WX)
 LED Colour Temperature /1 _ 2700 K - 4371,92 lm /2 _ 3000 K - 4371,92 lm
 F
 CRI >90

Control **0842** __ / __
 __ / _ A Push; 1-10V; DALI-2
 __ / _ Z Casambi

Materials
 Sphere: Blown-glass. Diffuser: PC- Polycarbonate.
 Glass fastening: Aluminum. Canopy: Steel.
 Pendant structure: Steel. LED support: Aluminum.
 Light Source and electronics
 14 x LED 3,15 W 1050 mA
 Constant Current 1050 mA
 100~240V 50/60Hz

Packaging
 3 Boxes
 Total Vol 0,5275 m³
 Gross weight 17,3 Kg Net weight 11,3 Kg
 Notes
 Built-in
 LED IP20 CE UK ENE Bi-volt Ø 10,5 cm

0845



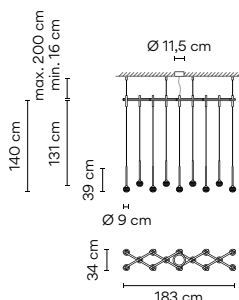
Finishes **18/** __ Graphite (ADAPTA RF9913WX)
 LED Colour Temperature /1 _ 2700 K - 4371,92 lm /2 _ 3000 K - 4371,92 lm
 F
 CRI >90

Control **0845** __ / __
 __ / _ A Push; 1-10V; DALI-2
 __ / _ Z Casambi

Materials
 Sphere: Blown-glass. Diffuser: PC- Polycarbonate.
 Glass fastening: Aluminum. Canopy: Steel.
 Pendant structure: Steel. LED support: Aluminum.
 Light Source and electronics
 14 x LED 3,15 W 1050 mA
 Constant Current 1050 mA
 100~240V 50/60Hz

Packaging
 2 Boxes
 Total Vol 0,3220 m³
 Gross weight 18,3 Kg Net weight 13,3 Kg
 Notes
 Surface
 LED IP20 CE UK ENE Bi-volt

0847



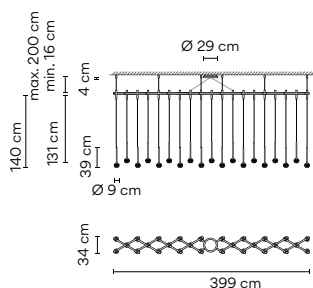
Finishes **18/** __ Graphite (ADAPTA RF9913WX)
 LED Colour Temperature /1 _ 2700 K - 4371,92 lm /2 _ 3000 K - 4371,92 lm
 F
 CRI >90

Control **0847** __ / __
 __ / _ A Push; 1-10V; DALI-2
 __ / _ Z Casambi

Materials
 Sphere: Blown-glass. Diffuser: PC- Polycarbonate.
 Glass fastening: Aluminum. Canopy: Steel.
 Pendant structure: Steel. LED support: Aluminum.
 Light Source and electronics
 14 x LED 3,15 W 1050 mA
 Constant Current 1050 mA
 100~240V 50/60Hz

Packaging
 2 Boxes
 Total Vol 0,3220 m³
 Gross weight 18,3 Kg Net weight 13,3 Kg
 Notes
 Built-in
 LED IP20 CE UK ENE Bi-volt Ø 10,5 cm

0850



Finishes
 ● 18/ __ Graphite (ADAPTA RF9913WX)

LED Colour Temperature
 /1_ 2700 K - 9056,12 lm
 /2_ 3000 K - 9056,12 lm
 F →
 CRI >90

Control
 0850 __ / __
 __ / __ A Push; 1-10V; DALI-2
 __ / __ Z Casambi

Materials
 Sphere: Blown-glass. Diffuser: PC- Polycarbonate.
 Glass fastening: Aluminum. Canopy: Steel.
 Pendant structure: Steel. LED support: Aluminum.

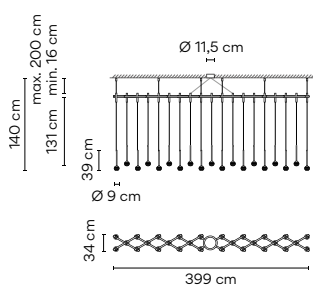
Packaging
 2 Boxes
 Total Vol 0,6260 m³
 Gross weight 26 Kg Net weight 20 Kg

Light Source and electronics
 29 x LED 3,15 W 1050 mA
 Constant Current 1050 mA
 100~240V 50/60Hz

Notes
 Surface

LED IP20 CE UK ENEC Dimmer Bi-volt

0852



Finishes
 ● 18/ __ Graphite (ADAPTA RF9913WX)

LED Colour Temperature
 /1_ 2700 K - 9056,12 lm
 /2_ 3000 K - 9056,12 lm
 F →
 CRI >90

Control
 0852 __ / __
 __ / __ A Push; 1-10V; DALI-2
 __ / __ Z Casambi

Materials
 Sphere: Blown-glass. Diffuser: PC- Polycarbonate.
 Glass fastening: Aluminum. Canopy: Steel.
 Pendant structure: Steel. LED support: Aluminum.

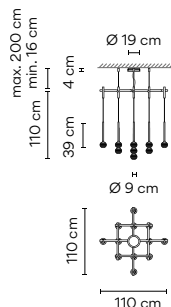
Packaging
 2 Boxes
 Total Vol 0,6260 m³
 Gross weight 26 Kg Net weight 20 Kg

Light Source and electronics
 29 x LED 3,15 W 1050 mA
 Constant Current 1050 mA
 100~240V 50/60Hz

Notes
 Built-in

LED IP20 CE UK ENEC Bi-volt Ø 10,5 cm

0860



Finishes
 ● 18/ __ Graphite (ADAPTA RF9913WX)

LED Colour Temperature
 /1_ 2700 K - 4059,64 lm
 /2_ 3000 K - 4059,64 lm
 F →
 CRI >90

Control
 0860 __ / __
 __ / __ A Push; 1-10V; DALI-2
 __ / __ Z Casambi

Materials
 Sphere: Blown-glass. Diffuser: PC- Polycarbonate.
 Glass fastening: Aluminum. Canopy: Steel.
 Pendant structure: Steel. LED support: Aluminum.

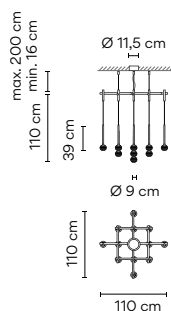
Packaging
 2 Boxes
 Total Vol 0,3290 m³
 Gross weight 17,35 Kg Net weight 11,85 Kg

Light Source and electronics
 13 x LED 3,15 W 1050 mA
 Constant Current 1050 mA
 100~240V 50/60Hz

Notes
 Surface

LED IP20 CE UK ENEC Bi-volt

0862



Finishes
 ● 18/ __ Graphite (ADAPTA RF9913WX)

LED Colour Temperature
 /1_ 2700 K - 4059,64 lm
 /2_ 3000 K - 4059,64 lm
 F →
 CRI >90

Control
 0862 __ / __
 __ / __ A Push; 1-10V; DALI-2
 __ / __ Z Casambi

Materials
 Sphere: Blown-glass. Diffuser: PC- Polycarbonate.
 Glass fastening: Aluminum. Canopy: Steel.
 Pendant structure: Steel. LED support: Aluminum.

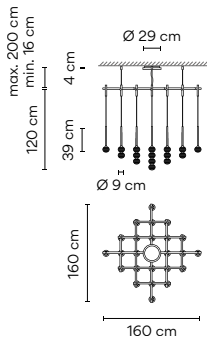
Packaging
 2 Boxes
 Total Vol 0,3290 m³
 Gross weight 17,35 Kg Net weight 11,85 Kg

Light Source and electronics
 13 x LED 3,15 W 1050 mA
 Constant Current 1050 mA
 100~240V 50/60Hz

Notes
 Built-in

LED IP20 CE UK ENEC Bi-volt Ø 10,5 cm

0865



Finishes
 ● 18/ __ Graphite
 (ADAPTA RF9913WX)

LED Colour Temperature
 /1 _ 2700 K - 7807 lm
 /2 _ 3000 K - 7807 lm
 F →
 CRI >90

Control
0865 __ / __
 __ / __ A Push; 1-10V; DALI-2
 __ / __ Z Casambi

Materials
 Sphere: Blown-glass. Diffuser: PC- Polycarbonate.
 Glass fastening: Aluminum. Canopy: Steel.
 Pendant structure: Steel. LED support: Aluminum.

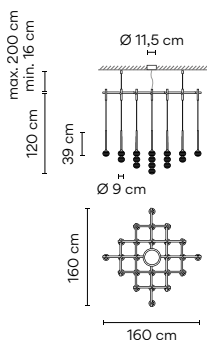
Light Source and electronics
 25 x LED 3,15 W 1050 mA
 Constant Current 1050 mA
 100~240V 50/60Hz

Packaging
 2 Boxes
 Total Vol 0,7280 m³
 Gross weight 25,25 Kg Net weight 20,25 Kg

Notes
 Surface

LED IP20 CE UK ENE Bi-volt

0867



Finishes
 ● 18/ __ Graphite
 (ADAPTA RF9913WX)

LED Colour Temperature
 /1 _ 2700 K - 7807 lm
 /2 _ 3000 K - 7807 lm
 F →
 CRI >90

Control
0867 __ / __
 __ / __ A Push; 1-10V; DALI-2
 __ / __ Z Casambi

Materials
 Sphere: Blown-glass. Diffuser: PC- Polycarbonate.
 Glass fastening: Aluminum. Canopy: Steel.
 Pendant structure: Steel. LED support: Aluminum.

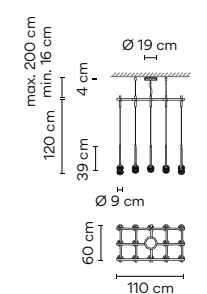
Light Source and electronics
 25 x LED 3,15 W 1050 mA
 Constant Current 1050 mA
 100~240V 50/60Hz

Packaging
 2 Boxes
 Total Vol 0,7280 m³
 Gross weight 25,25 Kg Net weight 20,25 Kg

Notes
 Built-in

LED IP20 CE UK ENE Bi-volt ∅ 10,5 cm

0870



Finishes
 ● 18/ __ Graphite
 (ADAPTA RF9913WX)

LED Colour Temperature
 /1 _ 2700 K - 4684,2 lm
 /2 _ 3000 K - 4684,2 lm
 F →
 CRI >90

Control
0870 __ / __
 __ / __ A Push; 1-10V; DALI-2
 __ / __ Z Casambi

Materials
 Sphere: Blown-glass. Diffuser: PC- Polycarbonate.
 Glass fastening: Aluminum. Canopy: Steel.
 Pendant structure: Steel. LED support: Aluminum.

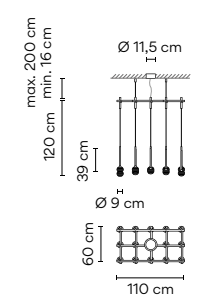
Light Source and electronics
 15 x LED 3,15 W 1050 mA
 Constant Current 1050 mA
 100~240V 50/60Hz

Packaging
 2 Boxes
 Total Vol 0,2679 m³
 Gross weight 18,25 Kg Net weight 13,75 Kg

Notes
 Surface

LED IP20 CE UK ENE Bi-volt

0872



Finishes
 ● 18/ __ Graphite
 (ADAPTA RF9913WX)

LED Colour Temperature
 /1 _ 2700 K - 4684,2 lm
 /2 _ 3000 K - 4684,2 lm
 F →
 CRI >90

Control
0872 __ / __
 __ / __ A Push; 1-10V; DALI-2
 __ / __ Z Casambi

Materials
 Sphere: Blown-glass. Diffuser: PC- Polycarbonate.
 Glass fastening: Aluminum. Canopy: Steel.
 Pendant structure: Steel. LED support: Aluminum.

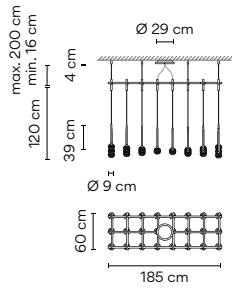
Light Source and electronics
 15 x LED 3,15 W 1050 mA
 Constant Current 1050 mA
 100~240V 50/60Hz

Packaging
 2 Boxes
 Total Vol 0,2679 m³
 Gross weight 18,25 Kg Net weight 13,75 Kg

Notes
 Built-in

LED IP20 CE UK ENE Bi-volt ∅ 10,5 cm

0875



Finishes
 ● 18/ _ _ Graphite
 (ADAPTA RF9913WX)

LED Colour Temperature
 /1 _ 2700 K - 7494,72 lm
 /2 _ 3000 K - 7494,72 lm
 F →
 CRI >90

Control
0875 _ _ / _ _
 _ _ / _ A Push; 1-10V; DALI-2
 _ _ / _ Z Casambi

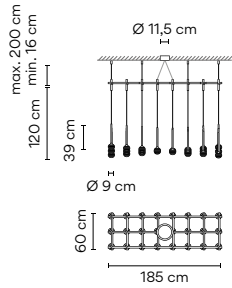
Materials
 Sphere: Blown-glass. Diffuser: PC- Polycarbonate.
 Glass fastening: Aluminum. Canopy: Steel.
 Pendant structure: Steel. LED support: Aluminum.

Light Source and electronics
 24 x LED 3,15 W 1050 mA
 Constant Current 1050 mA
 100~240V 50/60Hz

Packaging
 2 Boxes
 Total Vol 0,4500 m³
 Gross weight 30,1 Kg Net weight 22,1 Kg

Notes
 Surface
 LED IP20 CE UK ENE Bi-volt

0877



Finishes
 ● 18/ _ _ Graphite
 (ADAPTA RF9913WX)

LED Colour Temperature
 /1 _ 2700 K - 7494,72 lm
 /2 _ 3000 K - 7494,72 lm
 F →
 CRI >90

Control
0877 _ _ / _ _
 _ _ / _ A Push; 1-10V; DALI-2
 _ _ / _ Z Casambi

Materials
 Sphere: Blown-glass. Diffuser: PC- Polycarbonate.
 Glass fastening: Aluminum. Canopy: Steel.
 Pendant structure: Steel. LED support: Aluminum.

Light Source and electronics
 24 x LED 3,15 W 1050 mA
 Constant Current 1050 mA
 100~240V 50/60Hz

Packaging
 2 Boxes
 Total Vol 0,4500 m³
 Gross weight 30,1 Kg Net weight 22,1 Kg

Notes
 Built-in
 Bi-volt IP20 CE UK ENE Bi-volt Ø 10,5 cm

