



CATHODE

Omar Carraglia / 2015

A scientific looking bulb made from mouth blown glass.
The shape brings to mind a light bulb that was never born.
Think steampunk: situations in which instruments were inspired by
the rudiments of electricity. The classic light bulb that has no future
becomes a wonderful device made of luminous diodes.
What would the past have looked like if the future had arrived first?
Luminaire available also in ENDLESS version.

Un'ampolla di vetro soffiato a bocca dall'aspetto scientifico.
La forma evoca quella di una lampadina mai nata, atmosfere steampunk,
situazioni in cui le strumentazioni erano attivate dalle prime forme di elettricità.
La classica lampadina senza più futuro diventa un apparecchio a diodi luminosi.
Come sarebbe stato il passato se il futuro fosse arrivato prima?
Apparecchio illuminante disponibile anche nella versione ENDLESS.

CATHODE

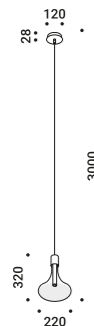
Omar Carraglia / 2015

Suspension / Diffuse / Indoor

Material Blown glass - Metal
Finish **.03** Matt White **.08** Brushed Brass **.28** Polished Black Chrome

Note Suspension luminaire. Blown glass diffuser. Matt white rose and white cable for the matt white finish. Matt black rose and black cable for the other finishes. Single rose for more than one lamp on request. CATHODE 2: plasterboard version with magnetic fixing flat rose. CATHODE ENDLESS: luminaire dedicated to ENDLESS system (Max 48V DC - Max 150W - Max 4A). It can be used, on the same circuit, with the ENDLESS models.

Apparecchio illuminante a sospensione. Diffusore in vetro soffiato. Rosone bianco opaco e cavo bianco per la finitura bianco opaco. Rosone nero opaco e cavo nero per le altre finiture. Rosone unico per più apparecchi su richiesta. CATHODE 2: versione per cartongesso con rosone piano a fissaggio magnetico. CATHODE ENDLESS: apparecchio illuminante dedicato al sistema ENDLESS (Max 48V DC - Max 150W - Max 4A) ed utilizzabile, sullo stesso circuito, con i modelli ENDLESS.



CATHODE 1

Ceiling driver version
 5,6W
 100-240V - 50/60Hz
 2700K - 264lm / 3000K - 284lm
 CRI >90
 Driver integrated
 ON/OFF

CE IP20

Matt White - 2700K - ON/OFF
 Matt White - 3000K - ON/OFF
 Brushed Brass - 2700K - ON/OFF
 Brushed Brass - 3000K - ON/OFF
 Polished Black Chrome - 2700K - ON/OFF
 Polished Black Chrome - 3000K - ON/OFF

1A2980300.27.00
 1A2980300.30.00
 1A2980800.27.00
 1A2980800.30.00
 1A2982800.27.00
 1A2982800.30.00



CATHODE 1

Ceiling driver version
 6W
 110-240V - 50/60Hz
 2700K - 264lm / 3000K - 284lm
 CRI >90
 Driver integrated
 DALI

CE IP20

Matt White - 2700K - DALI
 Matt White - 3000K - DALI
 Brushed Brass - 2700K - DALI
 Brushed Brass - 3000K - DALI
 Polished Black Chrome - 2700K - DALI
 Polished Black Chrome - 3000K - DALI

1A2980300.27.01
 1A2980300.30.01
 1A2980800.27.01
 1A2980800.30.01
 1A2982800.27.01
 1A2982800.30.01

CATHODE

Omar Carraglia / 2015



CATHODE 1

Ceiling driver version
 6W
 110-240V - 50/60Hz
 2700K - 264lm / 3000K - 284lm
 CRI >90
 Driver integrated
 PUSH

CE IP20

Matt White - 2700K - PUSH
 Matt White - 3000K - PUSH
 Brushed Brass - 2700K - PUSH
 Brushed Brass - 3000K - PUSH
 Polished Black Chrome - 2700K - PUSH
 Polished Black Chrome - 3000K - PUSH

1A2980300.27.04
 1A2980300.30.04
 1A2980800.27.04
 1A2980800.30.04
 1A2982800.27.04
 1A2982800.30.04



CATHODE 1

Ceiling driver version
 6W
 110-240V - 50/60Hz
 2700K - 264lm / 3000K - 284lm
 CRI >90
 Driver integrated
 1-10V

CE IP20

Matt White - 2700K - 1-10V
 Matt White - 3000K - 1-10V
 Brushed Brass - 2700K - 1-10V
 Brushed Brass - 3000K - 1-10V
 Polished Black Chrome - 2700K - 1-10V
 Polished Black Chrome - 3000K - 1-10V

1A2980300.27.03
 1A2980300.30.03
 1A2980800.27.03
 1A2980800.30.03
 1A2982800.27.03
 1A2982800.30.03



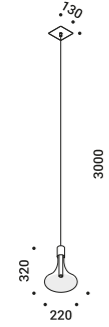
CATHODE 1

Ceiling driver version
 6W
 110-240V - 50/60Hz
 2700K - 264lm / 3000K - 284lm
 CRI >90
 Driver integrated
 TRIAC/IGBT

CE IP20

Matt White - 2700K - TRIAC/IGBT
 Matt White - 3000K - TRIAC/IGBT
 Brushed Brass - 2700K - TRIAC/IGBT
 Brushed Brass - 3000K - TRIAC/IGBT
 Polished Black Chrome - 2700K - TRIAC/IGBT
 Polished Black Chrome - 3000K - TRIAC/IGBT

1A2980300.27.02
 1A2980300.30.02
 1A2980800.27.02
 1A2980800.30.02
 1A2982800.27.02
 1A2982800.30.02

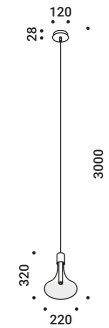


CATHODE 2

Remote driver version
4W
Max 350mA DC
2700K - 264lm / 3000K - 284lm
CRI >90
Driver not included
CE IP20

Matt White - 2700K
Matt White - 3000K
Brushed Brass - 2700K
Brushed Brass - 3000K
Polished Black Chrome - 2700K
Polished Black Chrome - 3000K

1A2990300.27.20
1A2990300.30.20
1A2990800.27.20
1A2990800.30.20
1A2992800.27.20
1A2992800.30.20



CATHODE ENDLESS

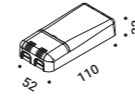
ENDLESS version only
5,5W - 0,14A
48V DC
2700K - 264lm / 3000K - 284lm
CRI >90
Driver not included
CE IP20 E

Matt White - 2700K
Matt White - 3000K
Brushed Brass - 2700K
Brushed Brass - 3000K
Polished Black Chrome - 2700K
Polished Black Chrome - 3000K

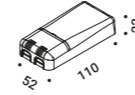
1A2980300.27.40
1A2980300.30.40
1A2980800.27.40
1A2980800.30.40
1A2982800.27.40
1A2982800.30.40

Compulsory accessories / Accessori obbligatori

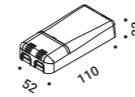
Drivers / Alimentatori



| Driver / Alimentatore | | | Not included | |
|-----------------------|--------------------------|-----------|---------------|--|
| 220-240V(100-127V) | 350mA/17W(15W)/IP20/DALI | CATHODE 2 | 1Z0241180.350 | |



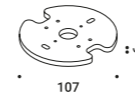
| Driver / Alimentatore | | | Not included | |
|-----------------------|----------------------------------|-----------|---------------|--|
| 220-240V(100-127V) | 350mA/18W(15W)/IP20/PUSH - 1-10V | CATHODE 2 | 1Z0240870.350 | |



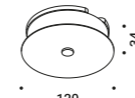
| Driver / Alimentatore | | | Not included | |
|-----------------------|---------------------------|-----------|---------------|--|
| 220-240V | 350mA/17W/IP20/TRIAC/IGBT | CATHODE 2 | 1Z0240850.350 | |

Optional accessories / Accessori opzionali

Suspension kits / Kit di sospensione



| Decentralization kit / Kit decentratore | | | Not included | |
|---|--|-----------|-----------------|--|
| | | CATHODE 1 | 1A0360000.00.00 | |



| Kit ceiling rose and decentralizer / Kit rosone e decentratore | | | Not included | |
|--|--------------------------|-----------|-----------------|--|
| Matt White | White cable 3 m included | CATHODE 1 | 1A0770300.00.00 | |
| Matt Black | Black cable 3 m included | CATHODE 1 | 1A0770400.00.00 | |