

Light runs on a wire. An almost imperceptible wire, suspended in space. Like a tightrope walker on a thin rope, the light reaches everywhere, weightless and wonderful. Ohm is an electro mechanic project that takes maximum advantage of the characteristics of luminous diodes. Its secret is a special unipolar wire stretched from wall to wall. Where the light comes from is discreetly hidden, giving all the attention to what it is illuminating.

It is possible to replace the light source even with the luminaire assembled.

Luminaire designed also to be powered by ENDLESS conductive tape.

**Selection for ADI Design Index 2020**

La luce corre sul filo. Un filo quasi impercettibile, sospeso nello spazio. Come un funambolo su una corda sottilissima, la luce arriva ovunque, con leggerezza ed emozione.

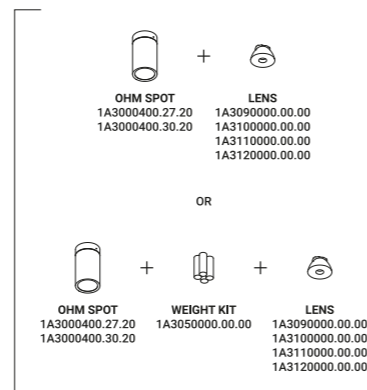
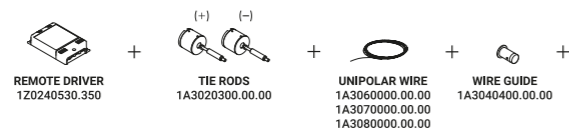
Ohm è un progetto elettromeccanico, che sfrutta al massimo le caratteristiche dei diodi luminosi. Il segreto è uno speciale cavo unipolare tirato da parete a parete. La fonte quasi si nasconde, impalpabile e discreta, regalando la scena al soggetto illuminato.

È possibile sostituire l'ottica anche ad apparecchio montato.

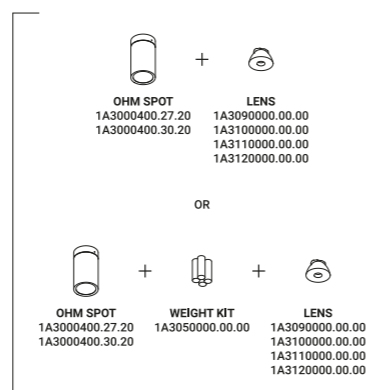
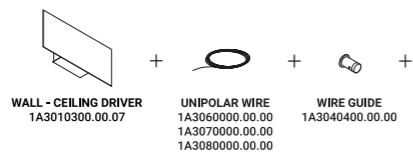
Apparecchio illuminante alimentabile anche con il tape conduttivo ENDLESS.

**Selezione per ADI Design Index 2020**

Remote driver version



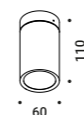
Wall/ceiling driver version



Systems / Direct / Indoor

**Material** Metal - PA  
**Finish** .04 Matt Black

**Note** Special unipolar wire stretched from wall to wall. Max 4 Spots. Possibility for the luminaire to be powered by ENDLESS conductive tape and by dedicated voltage/current (Max 48V DC - Max 150W - Max 4A). *Speciale cavo unipolare teso da parete a parete. Max 4 Spot. Alimentabile anche con il tape conduttivo ENDLESS e tensione/corrente dedicata (Max 48V DC - Max 150W - Max 4A).*



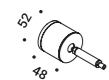
**OHM SPOT**  
 3,2W  
 Max 350mA DC  
 2700K / 3000K  
 CRI >95  
 Driver not included  
 CE IP20

Matt Black - 2700K  
 Matt Black - 3000K

1A3000400.27.20  
 1A3000400.30.20

**Compulsory accessories / Accessori obbligatori**

## Installation kits / Kit d'installazione



Tie rods / Tiranti		Not included
Matt White	2 Pieces	1A3020300.00.00

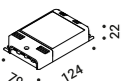


Unipolar wire - 12 m / Cavo unipolare - 12 m		Not included
	Max 60V DC	1A3060000.00.00

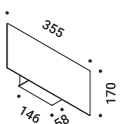
Unipolar wire - 24 m / Cavo unipolare - 24 m		Not included
	Max 60V DC	1A3070000.00.00

Unipolar wire - 48 m / Cavo unipolare - 48 m		Not included
	Max 60V DC	1A3080000.00.00

## Drivers / Alimentatori

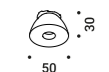


Driver / Alimentatore		Not included
220-240V(100-127V)	350mA/18W(18W)/IP20/DALI - PUSH - 1-10V	1Z0240530.350



Wall/ceiling driver / Alimentatore da parete/soffitto		Not included
Matt White	Input 100-240V - 50/60Hz Output 350mA - 18,5W - IP20 DALI - PUSH - 1-10V	1A3010300.00.07

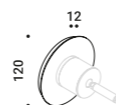
## Other accessories / Altri accessori



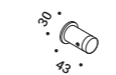
Lens / Lente		Not included
Beam - 14°	2700K - CRI >95 - 272lm	OHM SPOT 1A3090000.00.00
	3000K - CRI >95 - 288lm	
Beam - 24°	2700K - CRI >95 - 271lm	OHM SPOT 1A3100000.00.00
	3000K - CRI >95 - 286lm	
Beam - 36°	2700K - CRI >95 - 257lm	OHM SPOT 1A3110000.00.00
	3000K - CRI >95 - 273lm	
Beam - 50°	2700K - CRI >95 - 254lm	OHM SPOT 1A3120000.00.00
	3000K - CRI >95 - 270lm	

**Optional accessories / Accessori opzionali**

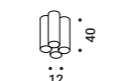
## Installation kits / Kit d'installazione



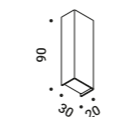
Wall adapter plate / Piastra parete		Not included
Matt White	For mounting on brick masonry walls	1A3030300.00.00



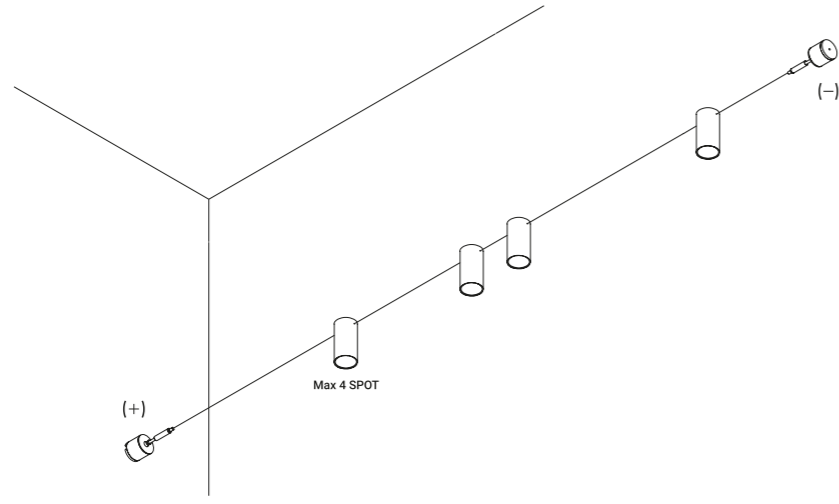
Wire guide / Guidacavo		Not included
Matt Black	1 Piece	1A3040400.00.00



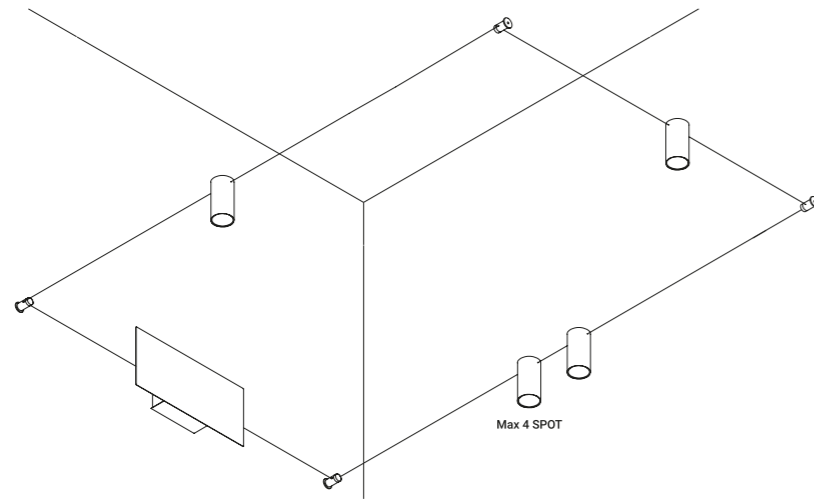
Weight kit for suspension version / Kit pesi per versione a sospensione		Not included
	4 Pieces	1A3050000.00.00



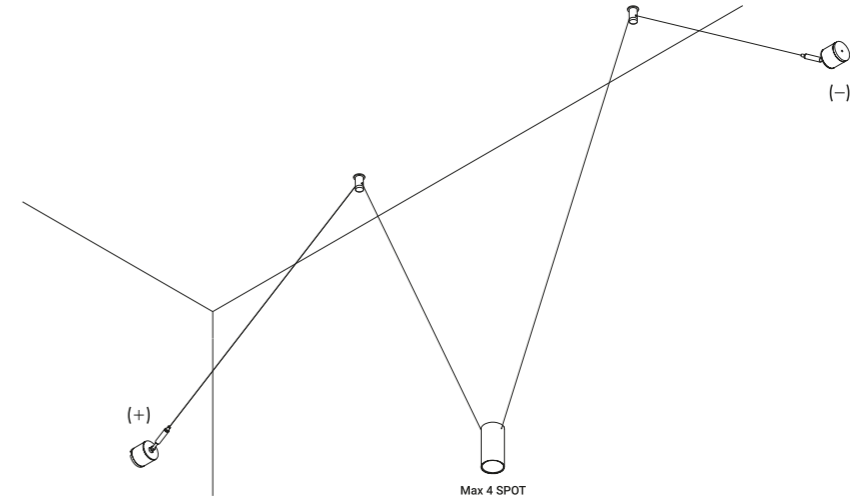
Power base for Endless / Base di alimentazione per Endless		Not included
Matt White		1A3940300.00.00
Matt Black		1A3940400.00.00



Remote driver version



Wall/ceiling driver version



Suspension version