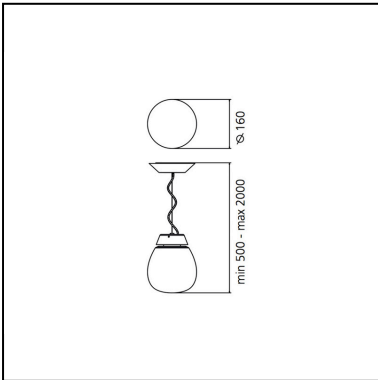


# Empatia 16 Suspension

Carlotta de Bevilacqua  
Paola di Arianello



IP20   EAC CE



## LUMINAIRE

- Watt: **11W**
- Voltage: **220-240V**
- Delivered lumen output: **567lm**
- CCT: **3000K**
- Efficiency: **55%**
- Efficacy: **51.55lm/W**
- CRI: **90**

## DESCRIPTION

Empatia is inspired by the association between the great glass-blowing tradition and the LED technology of Artemide. High interest in the expression potentials of this material resulted into co-operation with master glass blowers to gain full control of the special suppleness of Venetian glass and to work on the balance between surface and light, between subtle densities and transparencies. Hence clear, pure craft objects, each of them unique in all respects. Transparency and opacity are wisely dosed to obtain a glass that reflects light without glaring and without losing efficiency. Hence optical device, whose heart is a high-performance LED-based light engine created separately from the glass emission body in favor of higher thermal efficiency and performance. Light is controlled with maximum yield and driven towards the glass diffuser through a transparent pipe with a very low absorption coefficient.

## FEATURES

- Product Code: **1815010A**
- Colour: **White**
- Installation: **Suspension**
- Material: **Blown glass, methacrylate, aluminum**
- Series: **Design Collection**
- design by: **Carlotta de Bevilacqua, Paola di Arianello**

## DIMENSIONS

- Height: **190 mm**
- Diameter: **160 mm**
- Base Length: **500 mm**
- Max Height from ceiling: **2000 mm**
- Glow Wire Test: **650°C**

## SOURCES INCLUDED

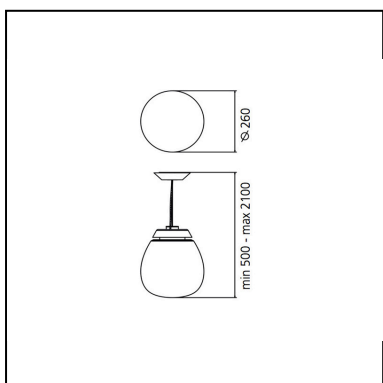
- Category: **Led**
- Number: **1**
- Watt: **11W**
- Delivered lumen output: **1380lm**
- Color temperature (K): **3000K**
- CRI: **90**
- Color Tolerance: **2SDCM**

# Empatia 26 Suspension

Carlotta de Bevilacqua  
Paola di Arianello



IP20    Dimmerable: 



## LUMINAIRE

- Watt: **16W**
- Voltage: **220-240V**
- Delivered lumen output: **710lm**
- CCT: **3000K**
- Efficiency: **50%**
- Efficacy: **44.36lm/W**
- CRI: **90**
- Dimmable Typology: **Push**

## DESCRIPTION

Empatia is inspired by the association between the great glass-blowing tradition and the LED technology of Artemide. High interest in the expression potentials of this material resulted into co-operation with master glass blowers to gain full control of the special suppleness of Venetian glass and to work on the balance between surface and light, between subtle densities and transparencies. Hence clear, pure craft objects, each of them unique in all respects. Transparency and opacity are wisely dosed to obtain a glass that reflects light without glaring and without losing efficiency. Hence optical device, whose heart is a high-performance LED-based light engine created separately from the glass emission body in favor of higher thermal efficiency and performance. Light is controlled with maximum yield and driven towards the glass diffuser through a transparent pipe with a very low absorption coefficient.

## FEATURES

- Product Code: **1819010A**
- Colour: **White**
- Installation: **Suspension**
- Material: **Blown glass, methacrylate, aluminum**
- Series: **Design Collection**
- design by: **Carlotta de Bevilacqua, Paola di Arianello**

## DIMENSIONS

- Height: **290 mm**
- Diameter: **260 mm**
- Base Length: **500 mm**
- Max Height from ceiling: **2000 mm**
- Glow Wire Test: **650°C**

## SOURCES INCLUDED

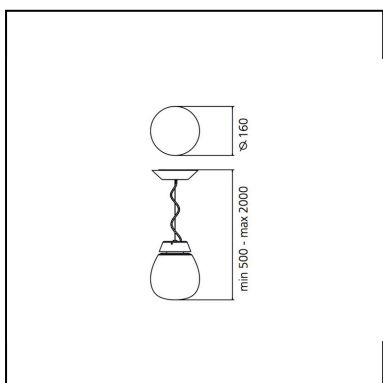
- Category: **Led**
- Number: **1**
- Watt: **16W**
- Color temperature (K): **3000K**
- CRI: **90**

# Empatia 36 Suspension

Carlotta de Bevilacqua  
Paola di Arianello



IP20   **EAC** **CE** Dimmerable: 



## LUMINAIRE

- Watt: **24W**
- Voltage: **220-240V**
- Delivered lumen output: **1273lm**
- CCT: **3000K**
- Efficiency: **51%**
- Efficacy: **53.06lm/W**
- CRI: **90**
- Dimmable Typology: **Push**

## DESCRIPTION

Empatia is inspired by the association between the great glass-blowing tradition and the LED technology of Artemide. High interest in the expression potentials of this material resulted into co-operation with master glass blowers to gain full control of the special suppleness of Venetian glass and to work on the balance between surface and light, between subtle densities and transparencies. Hence clear, pure craft objects, each of them unique in all respects. Transparency and opacity are wisely dosed to obtain a glass that reflects light without glaring and without losing efficiency. Hence optical device, whose heart is a high-performance LED-based light engine created separately from the glass emission body in favor of higher thermal efficiency and performance. Light is controlled with maximum yield and driven towards the glass diffuser through a transparent pipe with a very low absorption coefficient.

## FEATURES

- Product Code: **1823010A**
- Colour: **White**
- Installation: **Suspension**
- Material: **Blown glass, methacrylate, aluminum**
- Series: **Design Collection**
- design by: **Carlotta de Bevilacqua, Paola di Arianello**

## DIMENSIONS

- Height: **191 mm**
- Diameter: **360 mm**
- Base Length: **500 mm**
- Max Height from ceiling: **2100 mm**
- Glow Wire Test: **650°C**

## SOURCES INCLUDED

- Category: **Led**
- Number: **1**
- Watt: **24W**
- Color temperature (K): **3000K**
- CRI: **90**