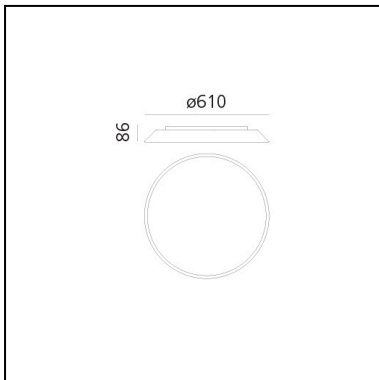


# Febe 2700K - Dove grey

Ernesto Gismondi



IP20    Dimmerable: 



## LUMINAIRE

- Watt: **30W**
- Voltage: **220-240V**
- Delivered lumen output: **2182lm**
- CCT: **2700K**
- Efficiency: **85%**
- Efficacy: **72.73lm/W**
- CRI: **90**
- Dimmable Typology: **Push**

## DESCRIPTION

Febe boasts an understated shape despite being superior in performance, giving the light it emits the utmost importance, while almost disappearing from view in its surroundings owing to its simplicity and minimal thickness.

## FEATURES

- Product Code: **0241W20A**
- Colour: **Dove grey**
- Installation: **Wall, Ceiling**
- Material: **Methacrylare, polycarbonate**
- Series: **Design Collection**
- Environment: **Indoor**
- Emission: **Direct**
- design by: **Ernesto Gismondi**

## DIMENSIONS

- Width: **86 mm**
- Diameter: **610 mm**
- Glow Wire Test: **750°**

## SOURCES INCLUDED

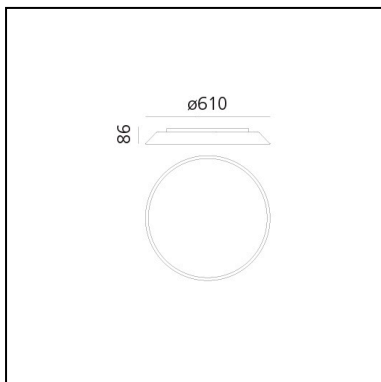
- Category: **Led**
- Number: **4**
- Watt: **6.20W**
- Delivered lumen output: **630lm**
- Color temperature (K): **2700K**
- CRI: **90**
- Color Tolerance: **MacAdam 3SDCM**
- Efficacy: **102lm/W**
- Service Life: **50000-L70**

# Febe 2700K - White

Ernesto Gismondi



IP20    Dimmerable: 



## LUMINAIRE

- Watt: **30W**
- Voltage: **220-240V**
- Delivered lumen output: **2182lm**
- CCT: **2700K**
- Efficiency: **85%**
- Efficacy: **72.73lm/W**
- CRI: **90**
- Dimmable Typology: **Push**

## DESCRIPTION

Febe boasts an understated shape despite being superior in performance, giving the light it emits the utmost importance, while almost disappearing from view in its surroundings owing to its simplicity and minimal thickness.

## FEATURES

- Product Code: **0241W00A**
- Colour: **White**
- Installation: **Wall, Ceiling**
- Material: **Methacrylare, polycarbonate**
- Series: **Design Collection**
- Environment: **Indoor**
- Emission: **Direct**
- design by: **Ernesto Gismondi**

## DIMENSIONS

- Width: **86 mm**
- Diameter: **610 mm**
- Glow Wire Test: **750°**

## SOURCES INCLUDED

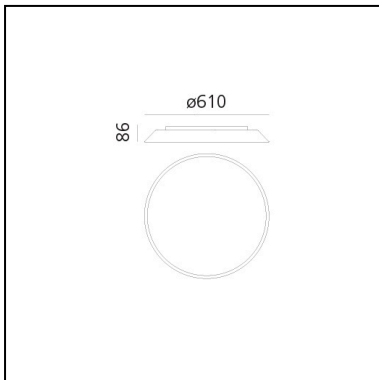
- Category: **Led**
- Number: **4**
- Watt: **6.20W**
- Delivered lumen output: **630lm**
- Color temperature (K): **2700K**
- CRI: **90**
- Color Tolerance: **MacAdam 3SDCM**
- Efficacy: **102lm/W**
- Service Life: **50000-L70**

# Febe 3000K - Dove grey

Ernesto Gismondi



IP20    Dimmerable: 



## LUMINAIRE

- Watt: **30W**
- Voltage: **220-240V**
- Delivered lumen output: **2260lm**
- CCT: **3000K**
- Efficiency: **85%**
- Efficacy: **75.33lm/W**
- CRI: **90**
- Dimmable Typology: **Push**

## DESCRIPTION

Febe boasts an understated shape despite being superior in performance, giving the light it emits the utmost importance, while almost disappearing from view in its surroundings owing to its simplicity and minimal thickness.

## FEATURES

- Product Code: **0241320A**
- Colour: **Dove grey**
- Installation: **Wall, Ceiling**
- Material: **Methacrylare, polycarbonate**
- Series: **Design Collection**
- Environment: **Indoor**
- Emission: **Direct**
- design by: **Ernesto Gismondi**

## DIMENSIONS

- Width: **86 mm**
- Diameter: **610 mm**
- Glow Wire Test: **750°**

## SOURCES INCLUDED

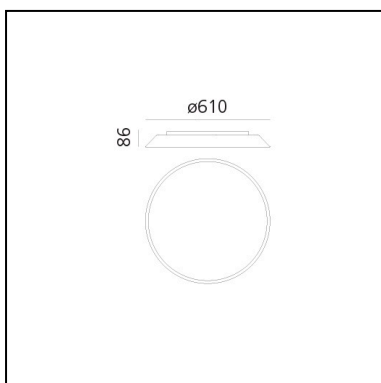
- Category: **Led**
- Number: **4**
- Watt: **6.20W**
- Delivered lumen output: **653lm**
- Color temperature (K): **3000K**
- CRI: **90**
- Color Tolerance: **MacAdam 3SDCM**
- Efficacy: **105lm/W**
- Service Life: **50000-L70**

# Febe 3000K - White

Ernesto Gismondi



IP20    Dimmerable: 



## LUMINAIRE

- Watt: **30W**
- Voltage: **220-240V**
- Delivered lumen output: **2260lm**
- CCT: **3000K**
- Efficiency: **85%**
- Efficacy: **75.33lm/W**
- CRI: **90**
- Dimmable Typology: **Push**

## DESCRIPTION

Febe boasts an understated shape despite being superior in performance, giving the light it emits the utmost importance, while almost disappearing from view in its surroundings owing to its simplicity and minimal thickness.

## FEATURES

- Product Code: **0241300A**
- Colour: **White**
- Installation: **Wall, Ceiling**
- Material: **Methacrylare, polycarbonate**
- Series: **Design Collection**
- Environment: **Indoor**
- Emission: **Direct**
- design by: **Ernesto Gismondi**

## DIMENSIONS

- Width: **86 mm**
- Diameter: **610 mm**
- Glow Wire Test: **750°**

## SOURCES INCLUDED

- Category: **Led**
- Number: **4**
- Watt: **6.20W**
- Delivered lumen output: **653lm**
- Color temperature (K): **3000K**
- CRI: **90**
- Color Tolerance: **MacAdam 3SDCM**
- Efficacy: **105lm/W**
- Service Life: **50000-L70**