

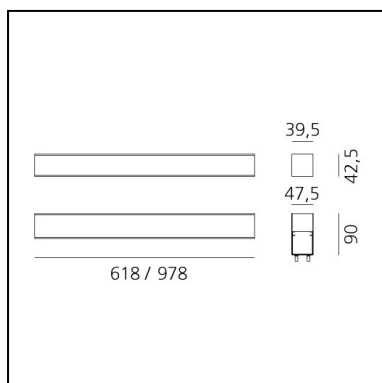


LineaLed 5W 3000K

Carlotta de Bevilacqua



IP65/67  



LUMINAIRE

- Power Supply: **Electronic remote ballast**
- Watt: **5W**
- Voltage: **24Vdc**
- Delivered lumen output: **115lm**
- CCT: **3000K**
- Efficiency: **31%**
- Efficacy: **22.98lm/W**
- CRI: **75**

Notes

Electrical connection to the ballast by means of 100cm-long two-pole cable H05RN-F, with IP67 quick-release terminal block which is supplied with the fixture and can be housed in the recessing box. LineaLed 62: Connect a maximum number of 16 fixtures in a continuous line

DESCRIPTION

Light fixture with high-performance LED light sources. Walk-over and drive-over recessed floor installation. Composed by body in extruded aluminium, protection glass; provided with junction box for input/output connection. Floor recessing box in steel. Technical features of light fixtures in compliance with EN60598-1. Installation must be carried out by specialized personnel. Carefully follow the instructions.

FEATURES

- Product Code: **NL7398VSK0**
- Series: **Architectural Outdoor**
- Area contract: **Urban**
- design by: **Carlotta de Bevilacqua**

DIMENSIONS

- Length: **618 mm**
- Width: **47 mm**
- Height: **90 mm**

SOURCES INCLUDED

- Category: **Led**
- Number: **1**
- Watt: **5 W**
- Color temperature (K): **3000 K**
- Voltage: **24 Vdc**

Accessories

NO
IMAGE
AVAILABLE

Housing L=622mm NL76720

NO
IMAGE
AVAILABLE

Housing end cap (pair) - 46,5 x 62,5 x 1,5mm
NL76750

NO
IMAGE
AVAILABLE

Female power connector for discontinuos
connection NL19023

NO
IMAGE
AVAILABLE

Male power connector for discontinuos connection
NL19021

NO
IMAGE
AVAILABLE

ALIMENT. 40W 24Vdc IP67 NL62040

NO
IMAGE
AVAILABLE

CONNETTORE ALIMENTAZIONE + TAPPO NL19052

NO
IMAGE
AVAILABLE

ALIMENT. 70W 24Vdc IP67 NL89080

NO
IMAGE
AVAILABLE

ALIMENT. 150W 24Vdc IP67 NL62880





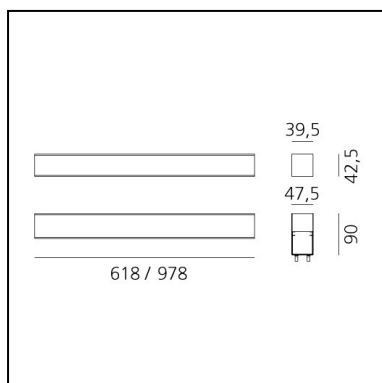
LINEALED STAFFA GIUNZIONE C/CASSA NL75810

LineaLed 8W 3000K

Carlotta de Bevilacqua



IP65/67  



LUMINAIRE

- Power Supply: **Elettronic remote ballast**
- Watt: **8W**
- Voltage: **24Vdc**
- Delivered lumen output: **184lm**
- CCT: **3000K**
- Efficiency: **31%**
- Efficacy: **22.98lm/W**
- CRI: **75**

Notes

Electrical connection to the ballast by means of 100cm-long two-pole cable H05RN-F, with IP67 quick-release terminal block which is supplied with the fixture and can be housed in the recessing box. Connect a maximum number of 10 fixtures in a continuous line.

DESCRIPTION

Light fixture with high-performance LED light sources. Walk-over and drive-over recessed floor installation. Composed by body in extruded aluminium, protection glass; provided with junction box for input/output connection. Floor recessing box in steel.

Body in extruded EN AW6060 T5 aluminium.

End caps in injection-moulded polycarbonate with silicone gasket. 8mm-thick opal non-slip tempered glass.

Technical features of light fixtures in compliance with EN60598-1.

Installation must be carried out by specialized personnel. Carefully follow the instructions.

FEATURES

- Product Code: **NL7419VSK0**
- Installation: **Recessed**
- Series: **Architectural Outdoor**
- Area contract: **Urban**
- design by: **Carlotta de Bevilacqua**

DIMENSIONS

- Length: **978 mm**
- Width: **47 mm**
- Height: **90 mm**

SOURCES INCLUDED

- Category: **Led**
- Number: **1**
- Watt: **8W**
- Delivered lumen output: **432**
- Color temperature (K): **3000K**
- Voltage: **24 Vdc**

Accessories

NO
IMAGE
AVAILABLE

Housing L=982mm NL76700

NO
IMAGE
AVAILABLE

Housing end cap (pair) - 46,5 x 62,5 x 1,5mm
NL76750

NO
IMAGE
AVAILABLE

Female power connector for discontinuos
connection NL19023

NO
IMAGE
AVAILABLE

Male power connector for discontinuos connection
NL19021

NO
IMAGE
AVAILABLE

ALIMENT. 40W 24Vdc IP67 NL62040

NO
IMAGE
AVAILABLE

CONNETTORE ALIMENTAZIONE + TAPPO NL19052

NO
IMAGE
AVAILABLE

ALIMENT. 70W 24Vdc IP67 NL89080

NO
IMAGE
AVAILABLE

ALIMENT. 150W 24Vdc IP67 NL62880





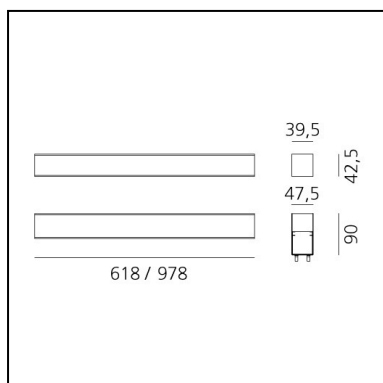
LINEALED STAFFA GIUNZIONE C/CASSA NL75810

LineaLed 10W RGB

Carlotta de Bevilacqua



IP65/67  



LUMINAIRE

- Watt: **10W**
- Voltage: **24Vdc PWM**

Notes

Remote Led Driver supplied separately.
Maximum n°12 of fixtures per LED driver.

DESCRIPTION

Light fixture with high-performance LED light sources. Walk-over and drive-over recessed floor installation. Walk over and drive over approved up to 5000Kg. RGB light. Composed by body in extruded aluminium, protection glass; provided with junction box for input/output connection. Floor recessing box in steel. Body in extruded EN AW6060 T5 aluminum. End caps in injection-moulded polycarbonate with silicone gasket. 8mm-thick opal non-slip tempered glass. Glass surface temperature lower than 35°. Recessing box for laying in AISI 304 steel, with end caps and accessories for series connection (to be ordered separately). Body fastened to the recessing box by means of proper pre-stressed steel springs supplied with the fixture. Painted profile with 2-stage outdoor treatment: primer, outdoor paint. RGB version with Full Colour RGB LEDs. IP Rating IP65-IP67. Insulation class III. Technical features of light fixtures in compliance with EN60598-1. Installation must be carried out by specialized personnel. Carefully follow the instructions.

FEATURES

- Product Code: **NL76480**
- Installation: **Recessed**
- Material: **Aluminum.**
- Series: **Architectural Outdoor**
- Area contract: **Urban**
- design by: **Carlotta de Bevilacqua**

DIMENSIONS

- Length: **618 mm**
- Width: **47 mm**
- Height: **90 mm**

SOURCES INCLUDED

- Category: **Led**
- Number: **1**
- Watt: **10W**
- Color temperature (K): **RGB**
- Voltage: **24 Vdc**

Accessories

NO
IMAGE
AVAILABLE

Housing L=982mm NL76700

NO
IMAGE
AVAILABLE

Female power connector for discontinuos connection
NL19023

NO
IMAGE
AVAILABLE

50cm-long cable with HE10 connector for
connection to a keyboard NL7833



DRIVER LED NLX 2-100 RGB 100W IP65 NL84100

NO
IMAGE
AVAILABLE

CONNETTORE ALIMENTAZIONE + TAPPO NL19052

NO
IMAGE
AVAILABLE

DRIVER LED NLX 2-150 Max150W IP65 NL77270

NO
IMAGE
AVAILABLE

DSC30 interfaccia USB - DMX stand alone
microled NL19030

NO
IMAGE
AVAILABLE

Housing L=622mm NL76720

NO
IMAGE
AVAILABLE

Housing end cap (pair) - 46,5 x 62,5 x 1,5mm
NL76750

NO
IMAGE
AVAILABLE

Male power connector for discontinuos connection
NL19021



DRIVER LED NLX 2-70 IP65 NL81260

NO
IMAGE
AVAILABLE

Alimentatore 9V/350mA con connettore mini USB
per DSC30 NL19031





LINEALED STAFFA GIUNZIONE C/CASSA NL75810

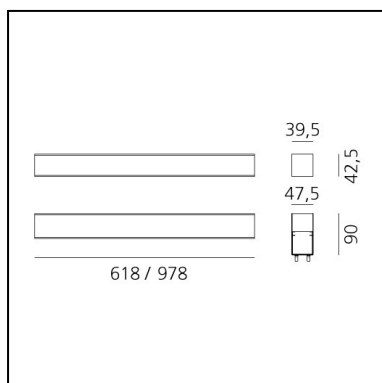
80 x 50 x 1,5mm
staffa di giunzione
continuity point

LineaLed 16W RGB

Carlotta de Bevilacqua



IP65/67  



LUMINAIRE

- Power Supply: **Driver RGB**
- Watt: **16W**
- Voltage: **24Vdc PWM**

Notes

Remote Led Driver supplied separately.
Maximum n°7 of fixtures per LED driver.

DESCRIPTION

Light fixture with high-performance LED light sources.
Walk-over and drive-over recessed floor installation.
Walk over and drive over approved up to 5000Kg.
RGB light.
Composed by body in extruded aluminium, protection glass;
provided with junction box
for input/output connection.
Floor recessing box in steel.
Body in extruded EN AW6060 T5 aluminum.
End caps in injection-moulded polycarbonate
with silicone gasket.
8mm-thick opal non-slip tempered glass.
Glass surface temperature lower than 35°.
Recessing box for laying in AISI 304 steel, with end caps and
accessories for series connection
(to be ordered separately).
Body fastened to the recessing box by means of proper pre-
stressed steel springs supplied
with the fixture.
Painted profile with 2-stage outdoor treatment: primer,
outdoor paint.
RGB version with Full Colour RGB LEDs.
IP Rating IP65-IP67.
Insulation class III.
Technical features of light fixtures in compliance
with EN60598-1.
Installation must be carried out by specialized personnel.
Carefully follow the instructions.

FEATURES

- Product Code: **NL76490**
- Installation: **Recessed**
- Material: **Aluminum**
- Series: **Architectural Outdoor**
- Area contract: **Urban**
- design by: **Carlotta de Bevilacqua**

DIMENSIONS

- Length: **978 mm**
- Width: **47 mm**
- Height: **90 mm**

SOURCES INCLUDED

- Category: **Led**
- Number: **1**
- Watt: **16W**
- Color temperature (K): **RGB**
- Voltage: **24 Vdc**

Accessories

NO
IMAGE
AVAILABLE

Female power connector for discontinuos connection NL19023

NO
IMAGE
AVAILABLE

Housing L=982mm NL76700

NO
IMAGE
AVAILABLE

50cm-long cable with HE10 connector for connection to a keyboard NL7833



DRIVER LED NLX 2-100 RGB 100W IP65 NL84100

NO
IMAGE
AVAILABLE

CONNETTORE ALIMENTAZIONE + TAPPO NL19052

NO
IMAGE
AVAILABLE

DRIVER LED NLX 2-150 Max150W IP65 NL77270

NO
IMAGE
AVAILABLE

DSC30 interfaccia USB - DMX stand alone microled NL19030

NO
IMAGE
AVAILABLE

Housing end cap (pair) - 46,5 x 62,5 x 1,5mm NL76750

NO
IMAGE
AVAILABLE

Male power connector for discontinuos connection NL19021

NO
IMAGE
AVAILABLE

Housing L=622mm NL76720



DRIVER LED NLX 2-70 IP65 NL81260

NO
IMAGE
AVAILABLE

Alimentatore 9V/350mA con connettore mini USB per DSC30 NL19031



LINEALED STAFFA GIUNZIONE C/CASSA NL75810

80 x 50 x 1,5mm
staffa di giunzione
continuity point