



Struttura: in legno multistrato di vari spessori. Preparazione della struttura sedile, braccioli e schienali in poliuretano espanso a quote differenziate ad alta densità. Rivestiti successivamente con trapuntino di fibra poliestere termolegata traspirante accoppiata con tela di cotone bianca. Tutti i materiali impiegati per realizzare il trapuntino sono anallergici. Struttura sedile realizzata con sede concava per accogliere il cuscino sedile. La confezione della fodera dello schienale e del bracciolo è contraddistinta da morbide impunture.

Cuscinatura: imbottitura cuscino sedile e schienale in piuma d'oca canalizzata ad alto spessore, sottoposta a regolare trattamento di bonifica igienico-sanitaria come stabilito dal Regolamento CE 1069/2009 (certificata Assopiuma, Etichetta Oro), successivamente rivestito da fibra termolegata traspirante accoppiata con tela di cotone bianca anallergica. Il cuscino sedile ha un inserto in poliuretano espanso a quote differenziate ad alta resilienza in materiale termosensibile. Il cuscino sedile è trattenuto alla struttura da una cerniera perimetrale per permettere allo stesso di rimanere perfettamente adagiato nella propria sede.

Piani d'appoggio e tavolini: il sistema di sedute include tavolini e per alcuni elementi un top, entrambi in marmo o in essenza, disponibili in diverse dimensioni e configurazioni. Finiture disponibili:

- marmo Bianco Carrara, spessore 20 mm, bisellato;
 - marmo Nero Marquina, spessore 20 mm, bisellato;
 - marmo Rosso Levanto, spessore 20 mm, bisellato;
 - marmo Verde Lepanto, spessore 20 mm, bisellato;
 - marmo Calacatta, spessore 20 mm, bisellato;
 - marmo Grigio Orobico, spessore 20 mm, bisellato;
 - MDF, spessore 20 mm, bisellato, impiallacciato in frassino spazzolato laccato a poro aperto color Liquirizia;
 - MDF, spessore 20 mm, bisellato, impiallacciato palissandro Santos*, laccato poliestere opaco;
 - MDF, spessore 20 mm, bisellato, impiallacciato in palissandro Santos* tinto Dark Brown, laccato poliestere opaco.
- Sottopiano in MDF, spessore 50 mm, laccato nero opaco.

Sfoderabilità: completamente sfoderabile in tutte le versioni (tessuto o pelle).

Structure: in plywood of various thicknesses. The seat, armrest and backrest structures are coated in high-resilience variable-density polyurethane foam. Then encased in breathable quilted heat-bonded polyester fibre laminated to white cotton fabric. All materials employed in manufacturing the quilted padding are hypoallergenic. Seat structure is concave to accommodate the seat cushion. Tailoring of the backrest and armrest covers features soft top-stitching.

Cushions: seat and back cushion padding in high-loft channelled goose down undergoes routine sanitisation as specified in EC Regulation No. 1069/2009 (Assopiuma Gold Label certified) and is then encased in breathable heat-bonded fibre laminated to hypoallergenic white cotton fabric. The seat cushion has an insert in high resilience, variable-density polyurethane foam encased in temperature-sensitive material. The seat cushion is attached to the structure by a perimeter zipper that allows it to remain perfectly positioned in its place.

Table-tops and coffee tables: the seating system includes coffee tables and, for some elements, a table-top, both in marble or in wood, available in various dimensions and configurations.

Available finishes:

- Bianco Carrara marble, 20 mm thick, bevelled;
- Nero Marquina marble, 20 mm thick, bevelled;
- Rosso Levanto marble, 20 mm thick, bevelled;
- Verde Lepanto marble, 20 mm thick, bevelled;
- Calacatta marble, 20 mm thick, bevelled;
- Grigio Orobico marble, 20 mm thick, bevelled;
- MDF, 20 mm thick, bevelled, brushed ash veneer, open-pore Licorice colour lacquer finish;
- MDF, 20 mm thick, bevelled, palissander Santos* veneer, matt polyester lacquer finish;
- MDF, 20 mm thick, bevelled, palissander Santos* veneer, stained Dark Brown, polyester matt lacquer finish.

Underpanel in MDF, 50 mm thick, matt black lacquer finish.

Covers: upholstery is completely removable in all versions (fabric and leather).

Struktur: Aus Sperrholz mit unterschiedlichen Stärken. Polsterung der Struktur der Sitzfläche, der Armlehnen und der Rückenlehnen aus PU-Schaum mit differenzierter, hoher Dichte. Zusätzlicher gesteppte Polsterung aus atmungsaktiver, thermobondierter Polyesterfaser mit Bezug aus weißer Baumwolle. Alle, für die gesteppte Polsterung verwendeten Materialien sind antiallergisch. Gestells der Sitzfläche mit vertieftem Sitz zur Aufnahme des Sitzkissens. Die Konfektionierung des Bezugs der Rückenlehne und Armlehne wird mit weichen Nähten ausgeführt.

Kissen: Sitz- und Rückenkissen mit gesteppter Daunenfüllung mit Kammern und Innenstegen mit hoher Stärke, die nach Vorgabe der Verordnung (EU) 1069/2009 (zertifiziert Assopiuma, "Goldenes Etikett") ordnungsgemäß sterilisiert worden ist, mit zusätzlicher Polsterung aus atmungsaktiver, thermobondierter Faser mit Bezug aus weißer, antiallergischer Baumwolle. Das Sitzkissen verfügt über einen Kern aus hochwiderstandsfähigem PU-Schaum mit differenzierter Dichte aus thermosensitivem Material. Das Sitzkissen ist mit einem umlaufenden Reißverschluss mit dem Gestell verbunden, sodass es immer perfekt in seinem Sitz bleibt.

Ablageflächen und Beistelltische: Das Sofasystem umfasst Beistelltische und für einige Elemente eine Ablage, beide aus Marmor oder Holz, die in verschiedenen Abmessungen und Konfigurationen erhältlich sind.

Verfügbare Ausführungen:

- Bianco Carrara Marmor, Stärke 20 mm, abgeschrägt;
- Nero Marquina Marmor, Stärke 20 mm, abgeschrägt;
- Rosso Levanto Marmor, Stärke 20 mm, abgeschrägt;
- Verde Lepanto Marmor, Stärke 20 mm, abgeschrägt;
- Calacatta Marmor, Stärke 20 mm, abgeschrägt;
- Grigio Orobico Marmor, Stärke 20 mm, abgeschrägt;
- MDF-Platte, Stärke 20 mm, abgeschrägt, furniert mit gebürsteter Esche offenporig lackiert in der Farbe Lakritze;
- MDF-Platte, Stärke 20 mm, abgeschrägt, furniert mit Palissander Santos*, matte Polyesterbeschichtung;
- MDF-Platte, Stärke 20 mm, abgeschrägt, furniert mit Palissander Santos* Dark Brown gebeizt, mit matter Polyesterlackierung.

Trägerplatte aus MDF, Stärke 50 mm, mit Lackierung in Mattschwarz.

Abziehbarkeit: Komplet abziehbar in allen Versionen (Stoff oder Leder).

Structure: en bois multiplis de différentes épaisseurs. Préparation de la structure de l'assise, des accoudoirs et des dossiers en mousse polyuréthane à densité différenciée haute densité. Recouverts ensuite d'un tissu multicouche matelassé en fibre de polyester thermocollée respirante et toile en coton blanc. Tous les matériaux utilisés pour réaliser ce rembourrage sont hypoallergéniques. Structure de l'assise réalisée avec un logement concave pour accueillir le coussin d'assise. La confection de la housse du dossier et de l'accoudoir se distingue par des surpiques souples.

Coussins: rembourrage du coussin d'assise et du dossier en plume d'oie cloisonnée de forte épaisseur, soumise à un traitement d'assainissement conformément au Règlement CE 1069/2009 (certifié Assopiuma, Label Or), recouvert ensuite d'un tissu multicouche en fibre thermocollée respirante et toile en coton blanc hypoallergénique.

Le coussin d'assise est doté d'un insert en mousse polyuréthane à densité différenciée haute résilience en matériau termosensible. Le coussin d'assise est fixé à la structure par une fermeture à glissière sur tout le pourtour de façon à rester parfaitement positionné dans son logement.

Tablettes et petites tables: le système de sièges comprend des petites tables et pour certains éléments une tablette, toutes deux en marbre ou en essence de bois, disponibles en différentes tailles et configurations.

Finitions disponibles:

- marbre Bianco Carrara, 20 mm d'épaisseur, biseauté;
- marbre Nero Marquina, 20 mm d'épaisseur, biseauté;
- marbre Rosso Levanto, 20 mm d'épaisseur, biseauté;
- marbre Verde Lepanto, 20 mm d'épaisseur, biseauté;
- marbre Calacatta, 20 mm d'épaisseur, biseauté;
- marbre Grigio Orobico, 20 mm d'épaisseur, biseauté;
- MDF, 20 mm d'épaisseur, biseauté, plaqué frêne brossé à pores ouverts laqué couleur Régliisse;
- MDF, 20 mm d'épaisseur, biseauté, plaqué palissandre de Santos*, laqué polyester mat;
- MDF, 20 mm d'épaisseur, biseauté, plaqué palissandre de Santos* teinté Dark Brown, laqué polyester mat.

Sous-plateau en MDF, 50 mm d'épaisseur, laqué noir mat.

Déhoussage: entièrement déhoussable dans toutes les versions (tissu ou cuir).

Cornice perimetrale: in metallo con finitura cromo oppure verniciato lucido anti-touch color Bronzo. Appoggio a terra tramite piedini in polipropilene nero e scivolanti in SEBS.

I pouf 106x72 cm, 158x72 cm, 106x106 cm e 140x106 cm con TOP MEDIUM, sono disponibili anche con ruote (struttura in nylon e gomma in poliuretano termoplastico).

Per permettere la sfoderabilità, gli schienali, i braccioli e i piani d'appoggio (ove presenti) sono facilmente sfilabili dalle loro sedi agendo sulle apposite manopole poste sotto la struttura portante. Prima rimuovere la base perimetrale in metallo. Questa operazione, in casi necessari, può essere eseguita anche per agevolare il trasporto e la consegna.

OPZIONE ALTEZZA PIEDINI

A richiesta sono disponibili, senza sovrapprezzo, piedini H 7,5 cm ovvero più alti di 3 cm rispetto ai piedini di serie.

*** il palissandro Santos deriva da foreste correttamente gestite.**

Perimeter frame: in metal with chrome finish or varnished polished anti-fingerprint Bronze colour finish. Sits on black polypropylene feet with SEBS glides.

Ottomans 106x72 cm, 158x72 cm, 106x106 cm and 140x106 cm with TOP MEDIUM, are available also with castors (structure in nylon and thermoplastic polyurethane rubber).

For removal of upholstery, the backrests, armrests and table-tops (where included) can easily be lifted out by releasing the levers located underneath the support structure. First remove the metal base perimeter frame. If needed, this operation can also be used to facilitate shipping and delivery.

FEET HEIGHT OPTIONS

Available on request, 7.5 cm high feet, no surcharge; 3 cm higher than standard feet.

*** palissander Santos comes from properly managed forests.**

Umlaufender Rahmen: aus Metall mit verchromter Oberfläche oder mit glänzender Anti-Touch-Lackierung in der Farbe Bronze.

Auflage auf dem Boden mit Füßen aus schwarzem Polypropylen und Gleitern aus SEBS.

Hocker 106x72 cm, 158x72 cm, 106x106 cm und 140x106 cm mit TOP MEDIUM, sind auch mit Rollen erhältlich (Nylonstruktur und thermoplastischem Polyurethan-Gummi).

Für das Abziehen der Bezüge können die Rückenlehnen, die Armlehnen und die Ablageflächen (falls vorhanden) mit Hilfe der speziellen Drehknöpfe unter dem tragenden Gestell leicht aus ihren Sitzen gezogen werden. Zuerst muss der umlaufende Rahmen aus Metall abgenommen werden. Bei Bedarf kann diese Möglichkeit auch genutzt werden, um den Transport und die Lieferung des Sofas zu erleichtern.

OPTION HÖHE DER FÜSSE

Auf Anfrage hin sind, ohne Aufschlag, 7,5 cm hohe Füße erhältlich, also 3 cm höher als die serienmäßige Ausführung.

*** Palissander Santos stammt aus korrekt bewirtschafteten Wäldern.**

Cadre périmétrique : en métal finition chrome ou peint brillant anti-trace couleur Bronze.

Reposant sur des pieds en polypropylène noir et patins glisseurs en SEBS.

Les poufs 106x72 cm, 158x72 cm, 106x106 cm et 140x106 cm avec TOP MEDIUM, sont également disponibles avec des roulettes (structure en nylon et caoutchouc en polyuréthane thermoplastique).

Pour permettre le déhousseage, les dossier/les accoudoir et les tablettes (le cas échéant) sont faciles à retirer de leur logement en tournant les molettes prévues à cet effet et situées sous la structure portante. Retirez d'abord le cadre périmétrique en métal. Si nécessaire, cette opération peut également être effectuée pour faciliter le transport et la livraison.


OPTION HAUTEUR DES PIEDS

Des pieds H 7,5 cm, à savoir 3 cm plus hauts que les pieds de série, sont disponibles sur demande, sans surcout.

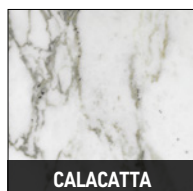
*** le palissandre de Santos provient de forêts bien gérées.**

PIANI D'APPOGGIO E TAVOLINI TABLE-TOPS AND COFFEE TABLES

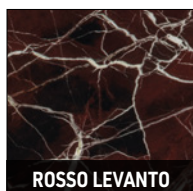
MARMO MARBLE




BIANCO CARRARA




CALACATTA



ROSSO LEVANTO



VERDE LEPANTO




NERO MARQUINA




GRIGIO OROBICO

PALISSANDRO SANTOS PALISSANDER SANTOS




NATURALE
NATURAL



DARK BROWN


FRASSINO ASH




LIQUIRIZIA
LICORICE

CORNICE PERIMETRALE PERIMETER FRAME

METALLO LUCIDO POLISHED METAL



CROMO
CHROME



BRONZO
BRONZE



ELEMENTI CON BASE LACCATA

Struttura: composta da pannelli di melaminico con perimetro in MDF, laccata lucido diretto nei colori Bruciato, Moka e Warm Grey, con sede concava per accogliere il cuscino sedile. Preparazione della struttura sedile e schienale in legno multistrato di vari spessori e poliuretano espanso a quote differenziate ad alta densità. Lo schienale è rivestito successivamente con trapuntino di fibra poliestere termolegata traspirante accoppiata con tela di cotone bianca. Tutti i materiali impiegati per realizzare il trapuntino sono anallergici.

La confezione della fodera dello schienale e del bracciolo è contraddistinta da morbide impunture.

Cuscinatura: imbottitura cuscino sedile in piuma d'oca canalizzata ad alto spessore, sottoposta a regolare trattamento di bonifica igienico-sanitaria come stabilito dal Regolamento CE 1069/2009 (certificata Assopiuma, Etichetta Oro), successivamente rivestito da fibra termolegata traspirante accoppiata con tela di cotone bianca anallergica. Il cuscino sedile ha un inserto in poliuretano espanso a quote differenziate ad alta resilienza in materiale termosensibile.

Il cuscino sedile è trattenuto alla struttura da una cerniera perimetrale che permette allo stesso di rimanere perfettamente adagiato nella propria sede.

Piani d'appoggio e tavolini: il sistema di sedute include tavolini e per alcuni elementi un top, entrambi in marmo o in essenza, disponibili in diverse dimensioni e configurazioni.

Finiture disponibili:

- marmo Bianco Carrara, spessore 20 mm, bisellato;
- marmo Nero Marquina, spessore 20 mm, bisellato;
- marmo Rosso Levanto, spessore 20 mm, bisellato;
- marmo Verde Lepanto, spessore 20 mm, bisellato;
- marmo Calacatta, spessore 20 mm, bisellato;
- marmo Grigio Orobico, spessore 20 mm, bisellato;
- MDF, spessore 20 mm, bisellato, impiallacciato in frassino spazzolato laccato a poro aperto color Liquirizia;
- MDF, spessore 20 mm, bisellato, impiallacciato palissandro Santos*, laccato poliestere opaco;
- MDF, spessore 20 mm, bisellato, impiallacciato in palissandro Santos* tinto Dark Brown, laccato poliestere opaco.

Sottopiano in MDF, spessore 50 mm, laccato nero opaco.

Sfoderabilità: completamente sfoderabile in tutte le versioni (tessuto o pelle).

Cornice perimetrale: in metallo con finitura cromo oppure verniciato lucido anti-touch color Bronzo.

ELEMENTS WITH LACQUERED BASE

Structure: made of melamine panels with perimeter in MDF, direct gloss lacquer in Burnt Brown, Moka or Warm Grey colour, with concave seat to accommodate the seat cushion. Seat and backrest structure in plywood of various thicknesses and high resilience variable-density polyurethane foam. The backrest is then encased in breathable quilted heat-bonded polyester fibre laminated to white cotton fabric. All materials employed in manufacturing the quilted padding are hypoallergenic. Tailoring of the backrest and armrest cover features soft top-stitching.

Cushions: seat cushion padding in high-loft channelled goose down undergoes routine sanitisation as specified in EC Regulation No. 1069/2009 (Assopiuma Gold Label certified) and is then encased in breathable heat-bonded fibre laminated to hypoallergenic white cotton fabric. The seat cushion has an insert in high resilience, variable-density polyurethane foam encased in temperature-sensitive material. The seat cushion is attached to the structure by a perimeter zipper that allows it to remain perfectly positioned.

Table-tops and coffee tables:

the seating system includes coffee tables and, for some elements, a table-top, both in marble or in wood, available in various dimensions and configurations.

Available finishes:

- Bianco Carrara marble, 20 mm thick, bevelled;
- Nero Marquina marble, 20 mm thick, bevelled;
- Rosso Levanto marble, 20 mm thick, bevelled;
- Verde Lepanto marble, 20 mm thick, bevelled;
- Calacatta marble, 20 mm thick, bevelled;
- Grigio Orobico marble, 20 mm thick, bevelled;
- MDF, 20 mm thick, bevelled, brushed ash veneer, open-pore Licorice colour lacquer finish;
- MDF, 20 mm thick, bevelled, palisander Santos* veneer, matt polyester lacquer finish.
- MDF, 20 mm thick, bevelled, palisander Santos* veneer, stained Dark Brown, polyester matt lacquer finish.

Underpanel in MDF, 50 mm thick, matt black lacquer finish.

Covers: upholstery is completely removable in all versions (fabric and leather).

Perimeter frame: in metal with chrome finish or varnished polished anti-fingerprint Bronze colour finish.

ELEMENT MIT LACKIERTER BASIS

Struktur: Aus Melaminplatten mit umlaufender Kante aus MDF und glänzender Lackierung in den Farben Verbrannt-Braun, Mokka und Warm Grey, mit vertieftem Sitz für die Aufnahme des Sitzkissens. Polsterung der Struktur der Sitzfläche und der Rückenlehne aus Sperrholz in verschiedenen Stärken und PU-Schaum mit differenzierter, hoher Dichte. Rückenlehne mit zusätzlicher gesteppten Polsterung aus atmungsaktiver, thermobondierter Polyesterfaser mit Bezug aus weißer Baumwolle. Alle, für die gesteppte Polsterung verwendeten Materialien sind antiallergisch.

Die Konfektionierung des Bezugs der Rückenlehne und Armlehne wird mit weichen Nähten ausgeführt.

Kissen: Sitzkissen mit gesteppter Daunenfüllung mit Kammern und Innenstegen mit hoher Stärke, die nach Vorgabe der Verordnung (EU) 1069/2009 (zertifiziert Assopiuma, "Goldenes Etikett") ordnungsgemäß sterilisiert worden ist, mit zusätzlicher Polsterung aus atmungsaktiver, thermobondierter Faser mit Bezug aus weißer, antiallergischer Baumwolle. Das Sitzkissen verfügt über einen Kern aus hochwiderstandsfähigem PU-Schaum mit differenzierter Dichte aus thermosensitivem Material. Das Sitzkissen ist mit einem umlaufenden Reißverschluss mit dem Gestell verbunden, sodass es immer perfekt in seinem Sitz bleibt.

Ablageflächen und Beistelltische:

Das Sofasystem umfasst Beistelltische und für einige Elemente eine Ablage, beide aus Marmor oder Holz, die in verschiedenen Abmessungen und Konfigurationen erhältlich sind.

Verfügbare Ausführungen:

- Bianco Carrara Marmor, Stärke 20 mm, abgeschrägt;
- Nero Marquina Marmor, Stärke 20 mm, abgeschrägt;
- Rosso Levanto Marmor, Stärke 20 mm, abgeschrägt;
- Verde Lepanto Marmor, Stärke 20 mm, abgeschrägt;
- Calacatta Marmor, Stärke 20 mm, abgeschrägt;
- Grigio Orobico Marmor, Stärke 20 mm, abgeschrägt;
- MDF-Platte, Stärke 20 mm, abgeschrägt, furniert mit gebürsteter Esche offenporig lackiert in der Farbe Lakritze;
- MDF-Platte, Stärke 20 mm, abgeschrägt, furniert mit Palisander Santos*, matte Polyesterbeschichtung;
- MDF-Platte, Stärke 20 mm, abgeschrägt, furniert mit Palisander Santos* Dark Brown gebeizt, mit matter Polyesterlackierung.

Trägerplatte aus MDF, Stärke 50 mm, mit Lackierung in Mattschwarz.

Abziehbarkeit: Komplet abziehbar in allen Versionen (Stoff oder Leder).

Umlaufender Rahmen: aus Metall mit verchromter Oberfläche oder mit glänzender Anti-Touch-Lackierung in der Farbe Bronze.

ÉLÉMENT AVEC BASE LAQUÉ

Structure : composée de panneaux en mélamine avec pourtour en MDF, laqués brillant direct couleur Marron Brulé, Moka et Warm Grey, avec logement concave pour accueillir le coussin d'assise. Préparation de la structure de l'assise et du dossier en bois multiplés de différentes épaisseurs et mousse polyuréthane à densité différenciée haute densité. Le dossier est recouvert ensuite d'un tissu multicouche matelassé en fibre de polyester thermocollée respirante et toile en coton blanc. Tous les matériaux utilisés pour réaliser ce rembourrage sont hypoallergéniques. La confection de la housse du dossier et de l'accoudoir se distingue par des surpiques souples.

Coussins : rembourrage du coussin d'assise en plume d'oie cloisonnée de forte épaisseur, soumise à un traitement d'assainissement conformément au Règlement CE 1069/2009 (certifié Assopiuma, Label Or), recouvert ensuite d'un tissu multicouche en fibre thermocollée respirante et toile en coton blanc hypoallergénique. Le coussin d'assise est doté d'un insert en mousse polyuréthane à densité différenciée haute résilience en matériau termosensible.

Le coussin d'assise est fixé à la structure par une fermeture à glissière sur tout le pourtour de façon à rester parfaitement positionné dans son logement.

Tablettes et petites tables : le système de sièges comprend des petites tables et pour certains éléments une tablette, toutes deux en marbre ou en essence de bois, disponibles en différentes tailles et configurations.

Finitions disponibles :

- marbre Bianco Carrara, 20 mm d'épaisseur, biseauté ;
- marbre Nero Marquina, 20 mm d'épaisseur, biseauté ;
- marbre Rosso Levanto, 20 mm d'épaisseur, biseauté ;
- marbre Verde Lepanto, 20 mm d'épaisseur, biseauté ;
- marbre Calacatta, 20 mm d'épaisseur, biseauté ;
- marbre Grigio Orobico, 20 mm d'épaisseur, biseauté ;
- MDF, 20 mm d'épaisseur, biseauté, plaqué frêne brossé à pores ouverts laqué couleur Régliisse ;
- MDF, 20 mm d'épaisseur, biseauté, plaqué palissandre de Santos* laqué polyester mat.
- MDF, 20 mm d'épaisseur, biseauté, plaqué palissandre de Santos* teinté Dark Brown, laqué polyester mat.

Sous-plateau en MDF, 50 mm d'épaisseur, laqué noir mat.

Déhoussage : entièrement déhoussable dans toutes les versions (tissu ou cuir).

Cadre périmétrique : en métal finition chrome ou peint brillant anti-trace couleur Bronze.

Appoggio a terra tramite piedini in polipropilene nero e scivolanti in SEBS.

N.B.: gli elementi sono disponibili anche con rivestimento in pelle Pony Look esclusivamente nelle varianti Natural Cow e Cenere Naturale.

Per permettere la sfoderabilità, gli schienali e i braccioli sono facilmente sfilabili dalle loro sedi agendo sulle apposite manopole poste sotto la struttura portante. Prima rimuovere la base perimetrale in metallo. Questa operazione, in casi necessari, può essere eseguita anche per agevolare il trasporto e la consegna.

OPZIONE ALTEZZA PIEDINI

A richiesta sono disponibili, senza sovrapprezzo, piedini H 7,5 cm ovvero più alti di 3 cm rispetto ai piedini di serie.

*** il palissandro Santos deriva da foreste correttamente gestite.**

Sits on black polypropylene feet with SEBS glides.

N.B.: the elements are also available with Pony Look leather upholstery exclusively in the Natural Cow and Cenere Naturale variants.

For removal of upholstery, the backrests and the armrests can easily be lifted out by releasing the levers located underneath the support structure. First remove the metal base perimeter frame. If needed, this operation can also be used to facilitate shipping and delivery.

FEET HEIGHT OPTIONS

Available on request, 7.5 cm high feet, no surcharge; 3 cm higher than standard feet.

*** palissander Santos comes from properly managed forests.**

Auflage auf dem Boden mit Füßen aus schwarzem Polypropylen und Gleitern aus SEBS.

N.B.: Die Elemente sind auch mit Pony-Look-Lederbezug, ausschließlich in den Varianten Natural Cow und Cenere Naturale, erhältlich.

Für das Abziehen der Bezüge können die Rückenlehnen und die Armlehnen mit Hilfe der speziellen Drehknöpfe unter dem tragenden Gestell leicht aus ihren Sitzen gezogen werden. Zuerst muss der umlaufende Rahmen aus Metall abgenommen werden. Bei Bedarf kann diese Möglichkeit auch genutzt werden, um den Transport und die Lieferung des Sofas zu erleichtern.

OPZIONE HÖHE DER FÜSSE

Auf Anfrage hin sind, ohne Aufschlag, 7,5 cm hohe Füße erhältlich, also 3 cm höher als die serienmäßige Ausführung.

*** Palissander Santos stammt aus korrekt bewirtschafteten Wäldern.**

Reposant sur des pieds en polypropylène noir et patins glisseurs en SEBS.

N.B.: les éléments sont également disponibles avec un revêtement en cuir Pony Look exclusivement dans les coloris Natural Cow et Cenere Naturale.

Pour permettre le déhousseage, les dossier et les accoudoir sont faciles à retirer de leur logement en tournant les molettes prévues à cet effet et situées sous la structure portante. Retirez d'abord le cadre périmétrique en métal. Si nécessaire, cette opération peut également être effectuée pour faciliter le transport et la livraison.

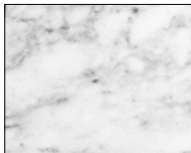
OPTION HAUTEUR DES PIEDS

Des pieds H 7,5 cm, à savoir 3 cm plus hauts que les pieds de série, sont disponibles sur demande, sans surcout.


*** le palissandre de Santos provient de forêts bien gérées.**

TAVOLINI COFFEE TABLES

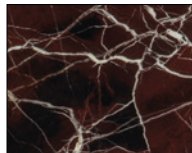
MARMO MARBLE




BIANCO CARRARA




CALACATTA




ROSSO LEVANTO



VERDE LEPANTO




NERO MARQUINA




GRIGIO OROBICO

PALISSANDRO SANTOS PALISSANDER SANTOS




NATURALE
NATURAL



DARK BROWN

FRASSINO ASH




LIQUIRIZIA
LICORICE

ELEMENTI CON BASE LACCATA | ELEMENTS WITH LACQUERED BASE

STRUTTURA STRUCTURE

LACCATO LUCIDO GLOSSY LACQUERED



WARM GREY



BRUCIATO
BURNT BROWN




MOKA

CORNICE PERIMETRALE PERIMETER FRAME

METALLO LUCIDO POLISHED METAL



CROMO
CHROME

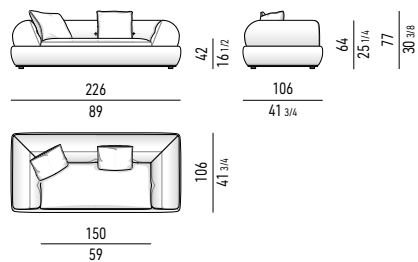


BRONZO
BRONZE

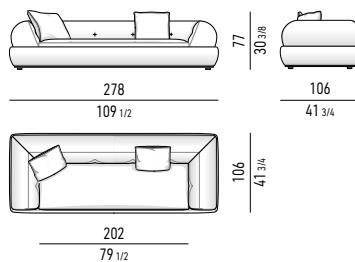
Minotti

DIVANI | SOFAS

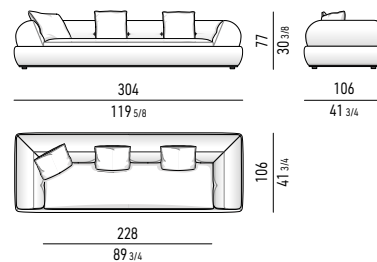
DIVANO CM 226
SOFA CM 226



DIVANO CM 278
SOFA CM 278

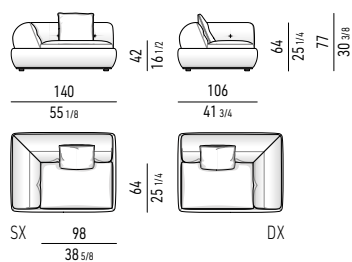


DIVANO CM 304
SOFA CM 304

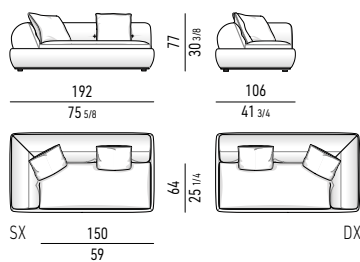


ELEMENTI TERMINALI | ELEMENTS WITH 1 ARMREST

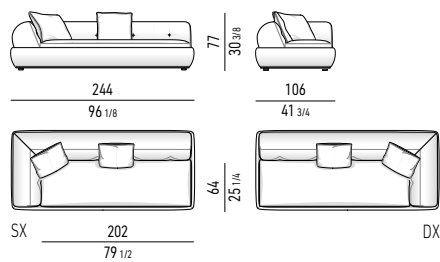
ELEMENTO TERMINALE CM 140
ELEMENT WITH ARMREST CM 140



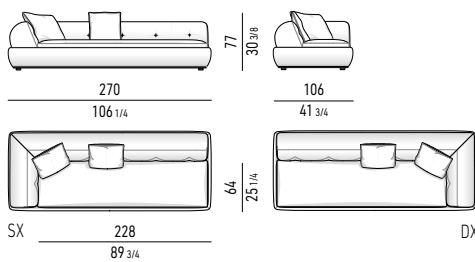
ELEMENTO TERMINALE CM 192
ELEMENT WITH ARMREST CM 192



ELEMENTO TERMINALE CM 244
ELEMENT WITH ARMREST CM 244



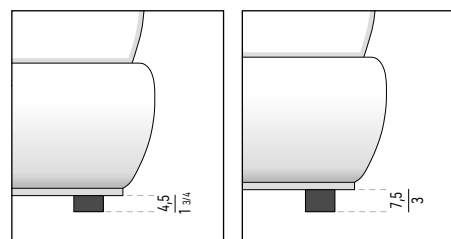
ELEMENTO TERMINALE CM 270
ELEMENT WITH ARMREST CM 270



ALTEZZA PIEDINI | FEET HEIGHT

STANDARD VERSION

HIGH VERSION

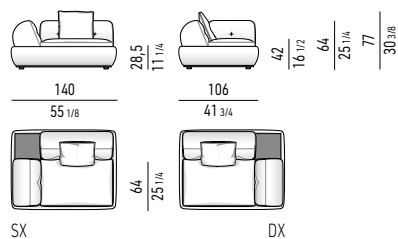


PIANI D'APPOGGIO | TABLE-TOPS

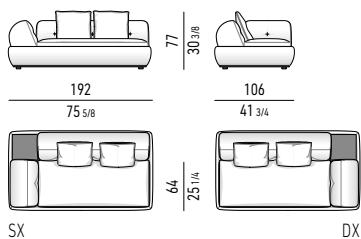
TOP SQUARE CM 34X34	TOP SHORT 60 CM 34X60	TOP SHORT 86 CM 34X86	TOP MEDIUM CM 34X96	TOP LONG 156 CM 34X156	TOP LONG 182 CM 34X182
34 13 3/8	60 23 3/8	86 33 7/8	96 37 3/4	156 61 3/8	182 71 5/8
34 13 3/8	34 13 3/8	34 13 3/8	34 13 3/8	34 13 3/8	34 13 3/8

Minotti

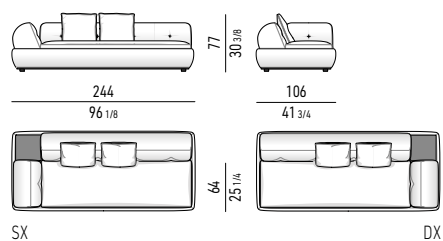
ELEMENTO TERMINALE CON **TOP SQUARE CM 140**
ELEMENT WITH ARMREST AND **TOP SQUARE CM 140**



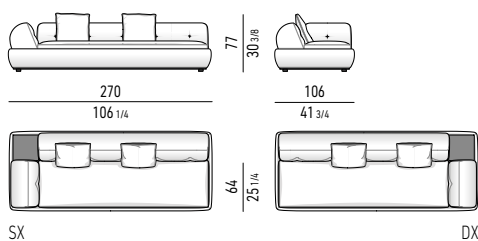
ELEMENTO TERMINALE CON **TOP SQUARE CM 192**
ELEMENT WITH ARMREST AND **TOP SQUARE CM 192**



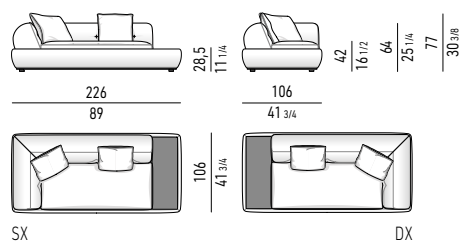
ELEMENTO TERMINALE CON **TOP SQUARE CM 244**
ELEMENT WITH ARMREST AND **TOP SQUARE CM 244**



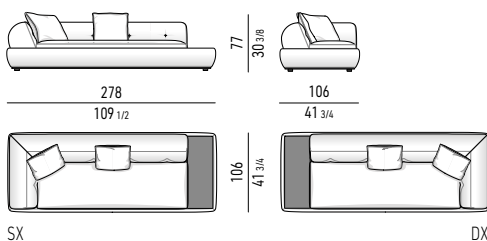
ELEMENTO TERMINALE CON **TOP SQUARE CM 270**
ELEMENT WITH ARMREST AND **TOP SQUARE CM 270**



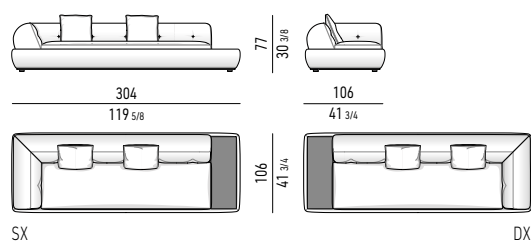
ELEMENTO TERMINALE CON **TOP MEDIUM CM 226**
ELEMENT WITH ARMREST AND **TOP MEDIUM CM 226**



ELEMENTO TERMINALE CON **TOP MEDIUM CM 278**
ELEMENT WITH ARMREST AND **TOP MEDIUM CM 278**

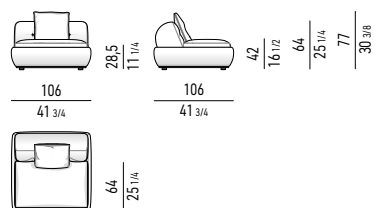


ELEMENTO TERMINALE CON **TOP MEDIUM CM 304**
ELEMENT WITH ARMREST AND **TOP MEDIUM CM 304**

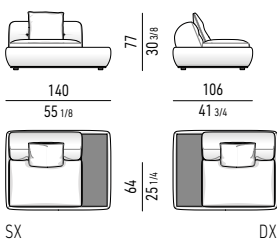


POLTRONE / ELEMENTI CENTRALI | ARMCHAIRS / CENTRAL ELEMENTS

POLTRONA / ELEMENTO CENTRALE CM 106
ARMCHAIR / CENTRAL ELEMENT CM 106



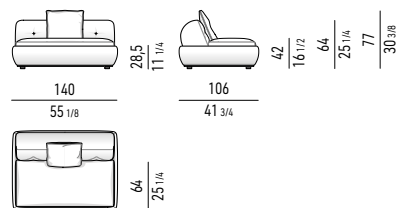
POLTRONA / ELEMENTO CENTRALE CON **TOP MEDIUM CM 140**
ARMCHAIR / CENTRAL ELEMENT WITH **TOP MEDIUM CM 140**



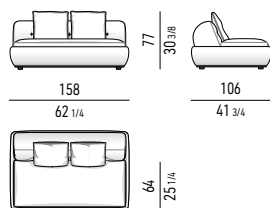
Minotti

ELEMENTI CENTRALI | CENTRAL ELEMENTS

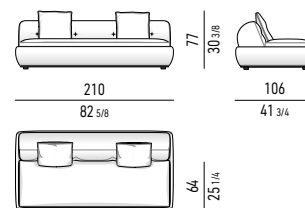
ELEMENTO CENTRALE CM 140
CENTRAL ELEMENT CM 140



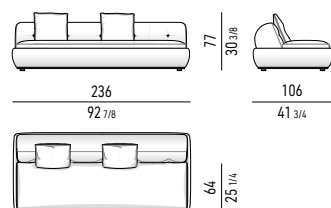
ELEMENTO CENTRALE CM 158
CENTRAL ELEMENT CM 158



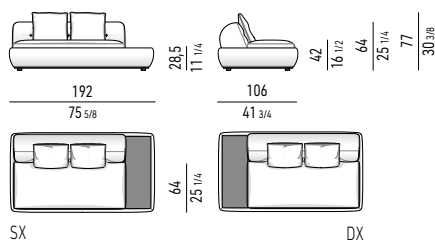
ELEMENTO CENTRALE CM 210
CENTRAL ELEMENT CM 210



ELEMENTO CENTRALE CM 236
CENTRAL ELEMENT CM 236



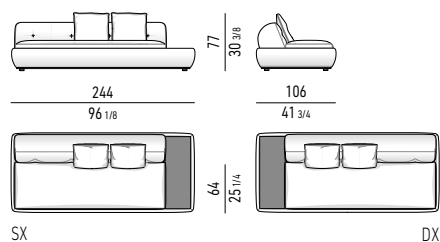
ELEMENTO CENTRALE CON TOP MEDIUM CM 192
CENTRAL ELEMENT WITH TOP MEDIUM CM 192



SX

DX

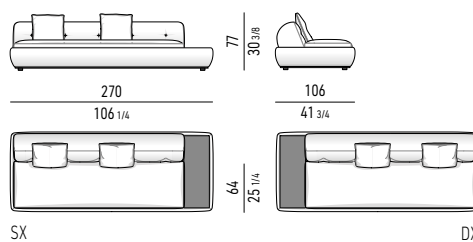
ELEMENTO CENTRALE CON TOP MEDIUM CM 244
CENTRAL ELEMENT WITH TOP MEDIUM CM 244



SX

DX

ELEMENTO CENTRALE CON TOP MEDIUM CM 270
CENTRAL ELEMENT WITH TOP MEDIUM CM 270

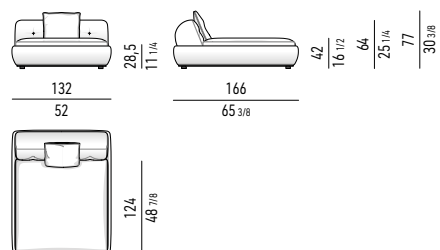


SX

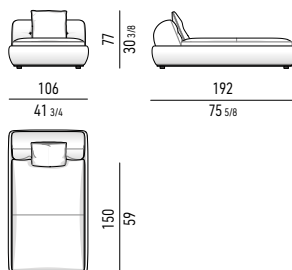
DX

COUCH | COUCHES

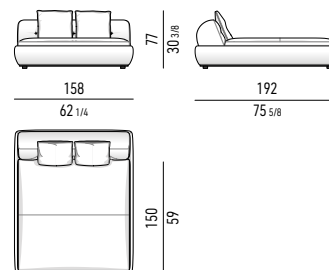
COUCH CM 132X166
COUCH CM 132X166



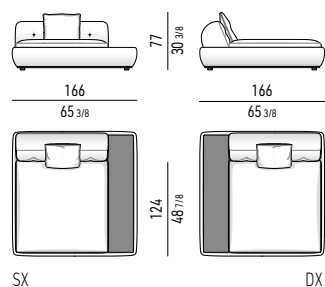
COUCH CM 106X192
COUCH CM 106X192



COUCH CM 158X192
COUCH CM 158X192



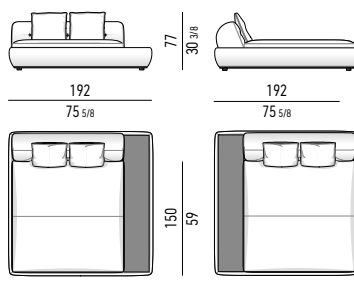
COUCH CON TOP LONG 156 CM 166X166
COUCH WITH TOP LONG 156 CM 166X166



SX

DX

COUCH CON TOP LONG 182 CM 192X192
COUCH WITH TOP LONG 182 CM 192X192



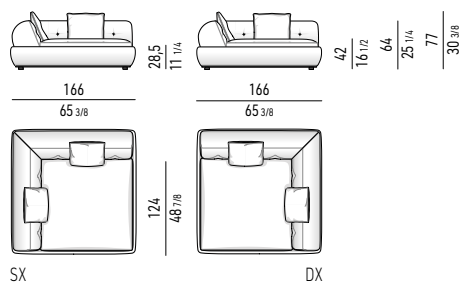
SX

DX

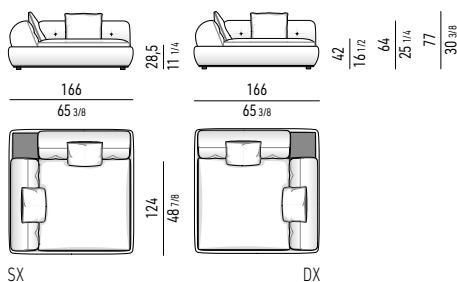
Minotti

CHAISE-LONGUES

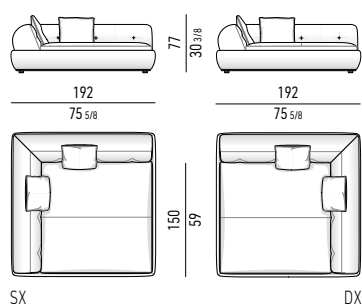
CHAISE-LONGUE CM 166X166
CHAISE-LONGUE CM 166X166



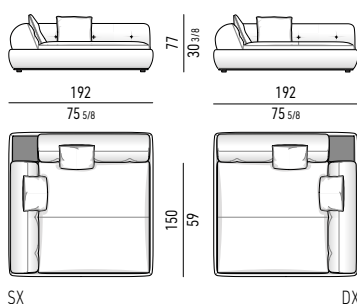
CHAISE-LONGUE CON TOP SQUARE CM 166X166
CHAISE-LONGUE WITH TOP SQUARE CM 166X166



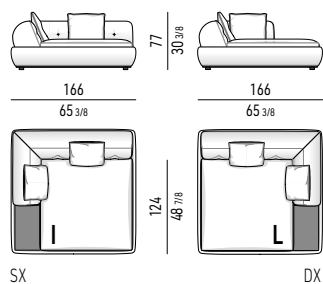
CHAISE-LONGUE CM 192X192
CHAISE-LONGUE CM 192X192



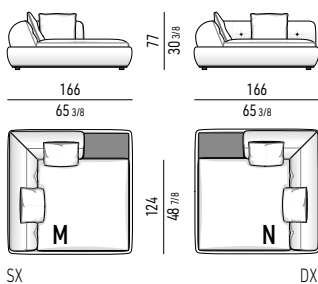
CHAISE-LONGUE CON TOP SQUARE CM 192X192
CHAISE-LONGUE WITH TOP SQUARE CM 192X192



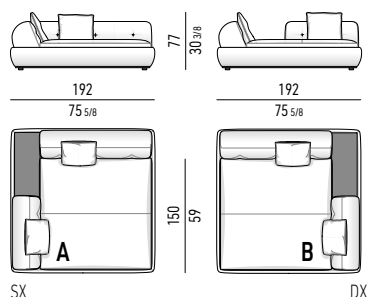
CHAISE-LONGUE CON TOP SHORT 60 CM 166X166
CHAISE-LONGUE WITH TOP SHORT 60 CM 166X166



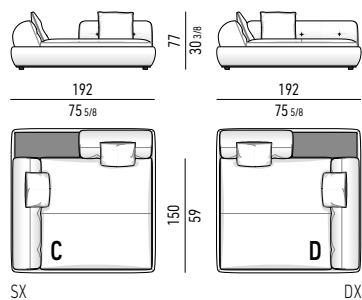
CHAISE-LONGUE CON TOP SHORT 60 CM 166X166
CHAISE-LONGUE WITH TOP SHORT 60 CM 166X166



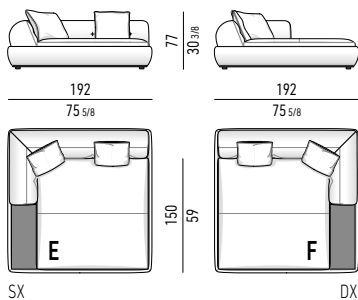
CHAISE-LONGUE CON TOP SHORT 86 CM 192X192
CHAISE-LONGUE WITH TOP SHORT 86 CM 192X192



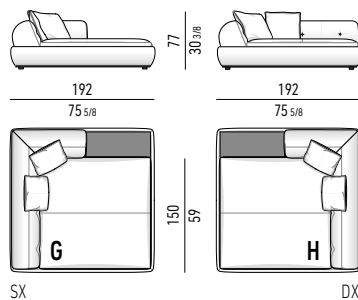
CHAISE-LONGUE CON TOP SHORT 86 CM 192X192
CHAISE-LONGUE WITH TOP SHORT 86 CM 192X192



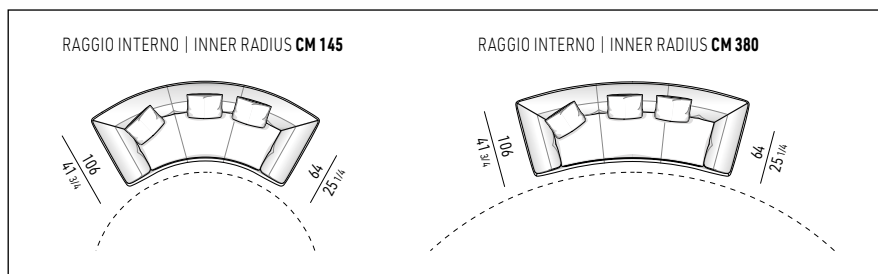
CHAISE-LONGUE CON TOP SHORT 86 CM 192X192
CHAISE-LONGUE WITH TOP SHORT 86 CM 192X192



CHAISE-LONGUE CON TOP SHORT 86 CM 192X192
CHAISE-LONGUE WITH TOP SHORT 86 CM 192X192



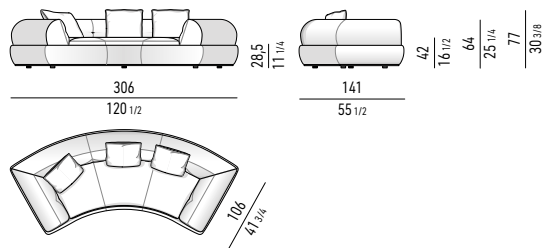
ELEMENTI CURVI | ANGLED ELEMENTS



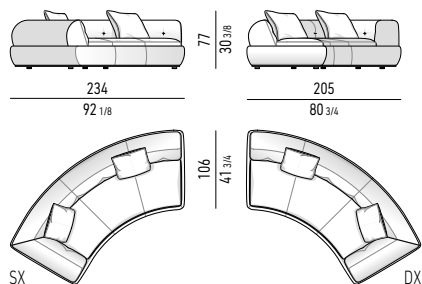
RAGGIO INTERNO | INNER RADIUS CM 145

DIVANO | SOFA

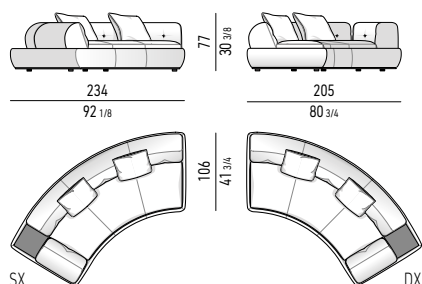
DIVANO CURVO CM **306X141**
ANGLED SOFA CM **306X141**



ELEMENTO TERMINALE CURVO CM **234X205**
ANGLED ELEMENT WITH ARMREST CM **234X205**

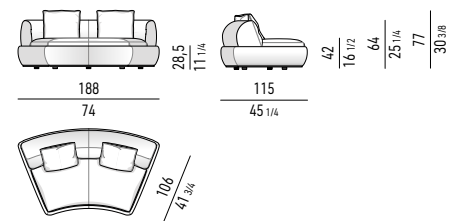


ELEMENTO TERMINALE CURVO CON **TOP SQUARE** CM **234X205**
ANGLED ELEMENT WITH ARMREST WITH **TOP SQUARE** CM **234X205**



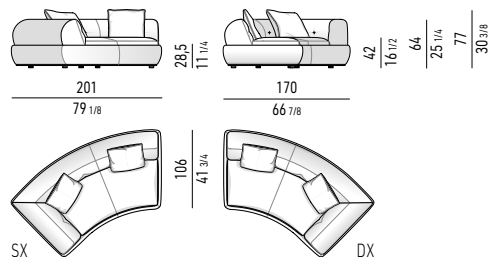
ELEMENTI CENTRALI | CENTRAL ELEMENTS

ELEMENTO CENTRALE CURVO CM **188X115**
ANGLED CENTRAL ELEMENT CM **188X115**

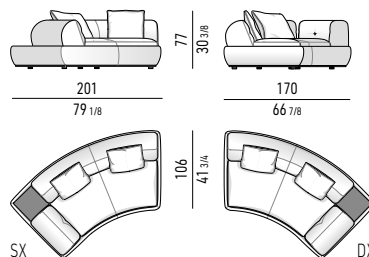


ELEMENTI TERMINALI | ELEMENTS WITH 1 ARMREST

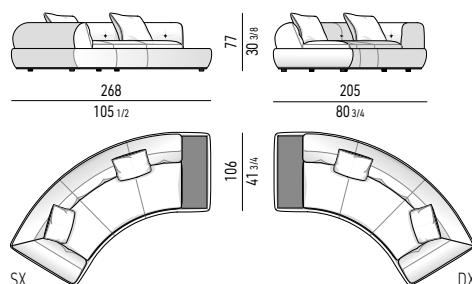
ELEMENTO TERMINALE CURVO CM **201X170**
ANGLED ELEMENT WITH ARMREST CM **201X170**



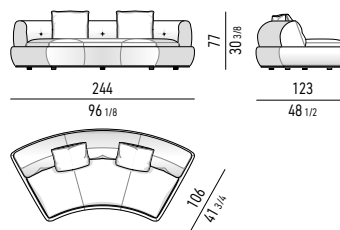
ELEMENTO TERMINALE CURVO CON **TOP SQUARE** CM **201X170**
ANGLED ELEMENT WITH ARMREST WITH **TOP SQUARE** CM **201X170**



ELEMENTO TERMINALE CURVO CON **TOP MEDIUM** CM **268X205**
ANGLED ELEMENT WITH ARMREST WITH **TOP MEDIUM** CM **268X205**

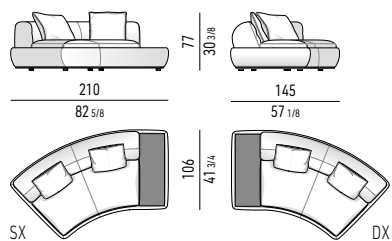


ELEMENTO CENTRALE CURVO CM **244X123**
ANGLED CENTRAL ELEMENT CM **244X123**

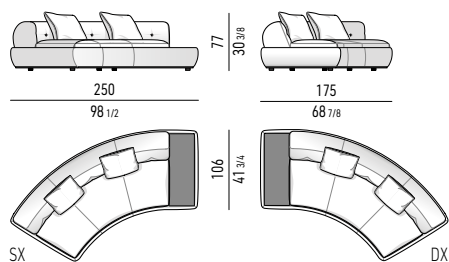


Minotti

ELEMENTO CENTRALE CURVO CON **TOP MEDIUM CM 210X145**
 ANGLED CENTRAL ELEMENT WITH **TOP MEDIUM CM 210X145**



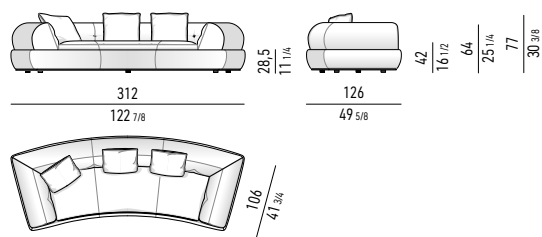
ELEMENTO CENTRALE CURVO CON **TOP MEDIUM CM 250X175**
 ANGLED CENTRAL ELEMENT WITH **TOP MEDIUM CM 250X175**



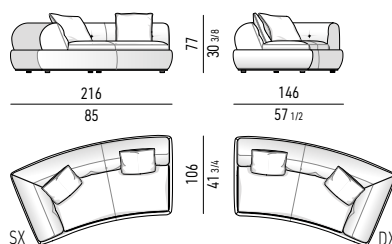
RAGGIO INTERNO | INNER RADIUS CM 380

DIVANO | SOFA

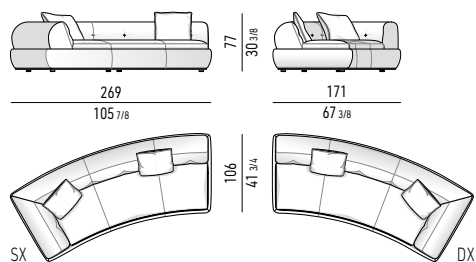
DIVANO CURVO CM **312X126**
 ANGLED SOFA CM **312X126**



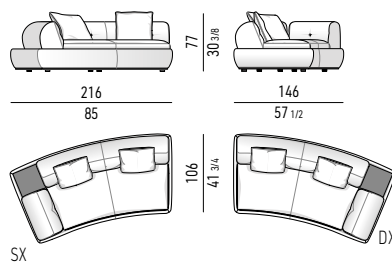
ELEMENTO TERMINALE CURVO CM **216X146**
 ANGLED ELEMENT WITH ARMREST CM **216X146**



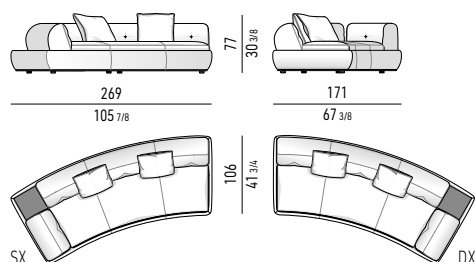
ELEMENTO TERMINALE CURVO CM **269X171**
 ANGLED ELEMENT WITH ARMREST CM **269X171**



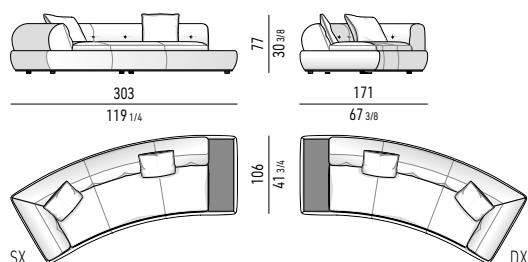
ELEMENTO TERMINALE CURVO CON **TOP SQUARE CM 216X146**
 ANGLED ELEMENT WITH ARMREST WITH **TOP SQUARE CM 216X146**



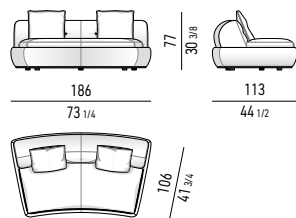
ELEMENTO TERMINALE CURVO CON **TOP SQUARE CM 269X171**
 ANGLED ELEMENT WITH ARMREST WITH **TOP SQUARE CM 269X171**



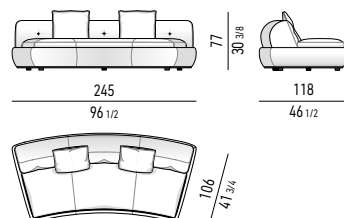
ELEMENTO TERMINALE CURVO CON **TOP MEDIUM CM 303X171**
 ANGLED ELEMENT WITH ARMREST WITH **TOP MEDIUM CM 303X171**



ELEMENTO CENTRALE CURVO CM **186X113**
 ANGLED CENTRAL ELEMENT CM **186X113**

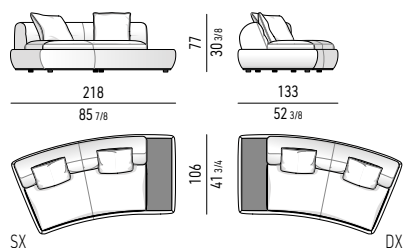


ELEMENTO CENTRALE CURVO CM **245X118**
 ANGLED CENTRAL ELEMENT CM **245X118**

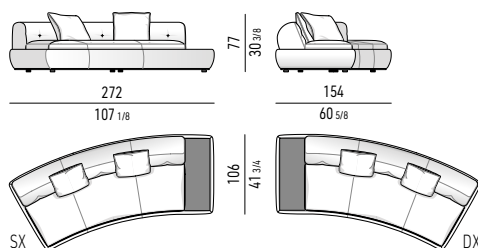


Minotti

ELEMENTO CENTRALE CURVO CON **TOP MEDIUM** CM 218X133
 ANGLED CENTRAL ELEMENT WITH **TOP MEDIUM** CM 218X133



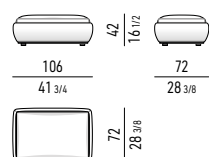
ELEMENTO CENTRALE CURVO CON **TOP MEDIUM** CM 272X154
 ANGLED CENTRAL ELEMENT WITH **TOP MEDIUM** CM 272X154



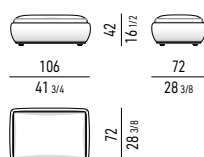
POUF | OTTOMANS

POUF CM 106X72
 OTTOMAN CM 106X72

FISSA | FIXED

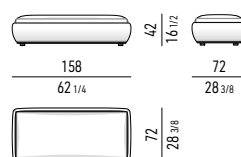


CON RUOTE | WITH CASTORS

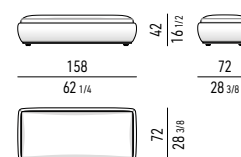


POUF CM 158X72
 OTTOMAN CM 158X72

FISSA | FIXED

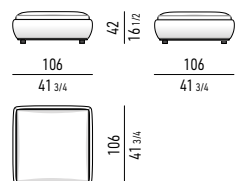


CON RUOTE | WITH CASTORS

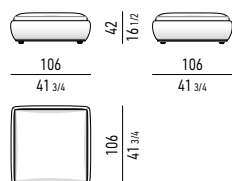


POUF CM 106X106
 OTTOMAN CM 106X106

FISSA | FIXED

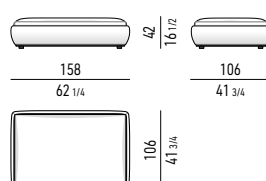


CON RUOTE | WITH CASTORS



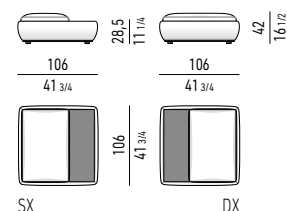
POUF CM 158X106
 OTTOMAN CM 158X106

FISSA | FIXED



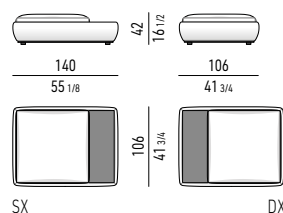
POUF CON **TOP MEDIUM** CM 106X106
 OTTOMAN WITH **TOP MEDIUM** CM 106X106

FISSA | FIXED

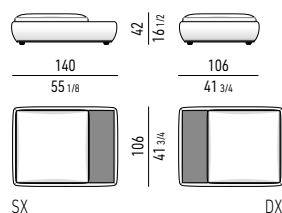


POUF CON **TOP MEDIUM** CM 140X106
 OTTOMAN WITH **TOP MEDIUM** CM 140X106

FISSA | FIXED

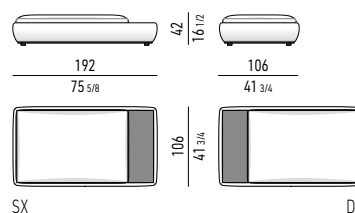


CON RUOTE | WITH CASTORS

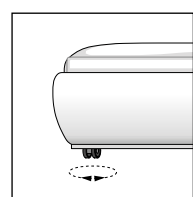


POUF CON **TOP MEDIUM** CM 192X106
 OTTOMAN WITH **TOP MEDIUM** CM 192X106

FISSA | FIXED



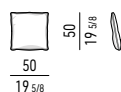
VERSIONE CON RUOTE VERSION WITH CASTORS



APPOGGIO A TERRA TRAMITE
 4 RUOTE CON MOVIMENTO
 GIREVOLE A 360°.
 RESTS ON 4 CASTORS
 WITH 360° SWIVEL

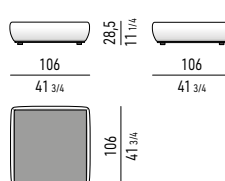
CUSCINO OPTIONAL | OPTIONAL CUSHION

CUSCINO SCHIENALE OPTIONAL CM 50X50
 OPTIONAL BACKREST CUSHION CM 50X50

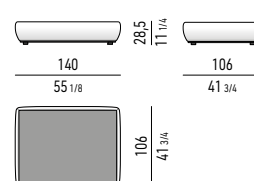


TAVOLINI | COFFEE TABLES

TAVOLINO CM 106X106 - TOP CM 96X96
 COFFEE TABLE CM 106X106 - TOP CM 96X96



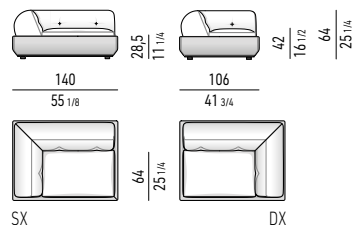
TAVOLINO CM 140X106 - TOP CM 130X96
 COFFEE TABLE CM 140X106 - TOP CM 130X96



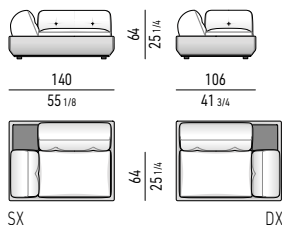
ELEMENTI CON BASE LACCATA | ELEMENTS WITH LACQUERED BASE

ELEMENTI TERMINALI | ELEMENTS WITH 1 ARMREST

ELEMENTO TERMINALE CON BASE LACCATA CM 140
ELEMENT WITH 1 ARMREST WITH LACQUERED BASE CM 140

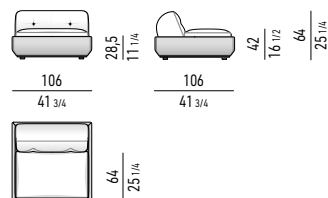


ELEMENTO TERMINALE CON BASE LACCATA CON TOP SQUARE CM 140
ELEMENT WITH 1 ARMREST WITH LACQUERED BASE WITH TOP SQUARE CM 140

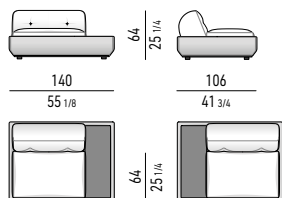


POLTRONE / ELEMENTI CENTRALI | ARMCHAIRS / CENTRAL ELEMENTS

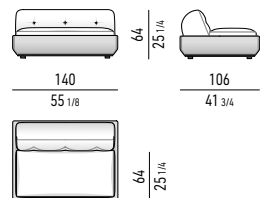
POLTRONA / ELEMENTO CENTRALE CON BASE LACCATA CM 106
ARMCHAIR / CENTRAL ELEMENT WITH LACQUERED BASE CM 106



POLTRONA / ELEMENTO CENTRALE CON BASE LACCATA CON TOP MEDIUM CM 140
ARMCHAIR / CENTRAL ELEMENT WITH LACQUERED BASE WITH TOP MEDIUM CM 140

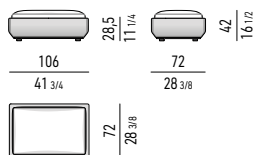


ELEMENTO CENTRALE CON BASE LACCATA CM 140
CENTRAL ELEMENT WITH LACQUERED BASE CM 140

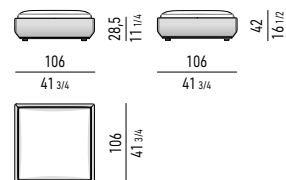


POUF CON BASE LACCATA | OTTOMANS WITH LACQUERED BASE

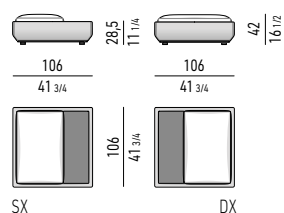
POUF CON BASE LACCATA CM 106X72
OTTOMAN WITH LACQUERED BASE CM 106X72



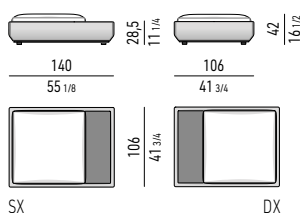
POUF CON BASE LACCATA CM 106X106
OTTOMAN WITH LACQUERED BASE CM 106X106



POUF CON BASE LACCATA CON TOP MEDIUM CM 106X106
OTTOMAN WITH LACQUERED BASE WITH TOP MEDIUM CM 106X106

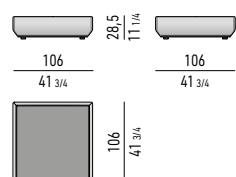


POUF CON BASE LACCATA CON TOP MEDIUM CM 140X106
OTTOMAN WITH LACQUERED BASE WITH TOP MEDIUM CM 140X106

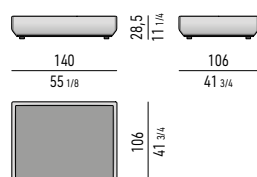


TAVOLINI CON BASE LACCATA | COFFEE TABLES WITH LACQUERED BASE

TAVOLINO CON BASE LACCATA CM 106X106
COFFEE TABLE WITH LACQUERED BASE CM 106X106



TAVOLINO CON BASE LACCATA CM 140X106
COFFEE TABLE WITH LACQUERED BASE CM 140X106



TOP TAVOLINI | COFFEE TABLES TOPS

