



Struttura: schienali in tubolare di acciaio inox verniciato color Bronzo lucido oppure nei colori Écru opaco o Testa di Moro opaco, in abbinamento ai colori delle corde.

La struttura in acciaio è rivestita da un filato di polipropilene intrecciato, che forma un nastro di 24x7 mm.

Il filato è disponibile nei colori Écru, Bronzo e Testa di Moro.

Gli schienali si agganciano alla base imbottita attraverso un pratico sistema di innesto a baionetta.

Sedile in legno multistrato e poliuretano espanso a quote differenziate, successivamente rivestito con una fodera in poliestere con trattamento idrorepellente.

Cuscinatura: cuscini sedile e schienale in poliuretano espanso a quote differenziate ad alta resilienza e viscofibra. Al fine di migliorare la protezione delle imbottiture da acqua e umidità, tutti i cuscini sono rivestiti con una fodera in poliestere con trattamento idrorepellente.

Tutti gli accessori utilizzati per la confezione - cerniere, filo - sono idrorepellenti e pertanto idonei all'utilizzo outdoor.

Sfoderabilità: completamente sfoderabile.

Piedini: in massello di teak (Tectona Grandis - First European Quality) finitura naturale, con sistema di regolazione.

Scivolante protettivo in SEBS colore nero.

POUF CONTENITORE

Struttura: composta da un telaio in acciaio inox verniciato color Bronzo lucido oppure nei colori Écru opaco o Testa di Moro opaco, in abbinamento ai colori delle corde.

La struttura in acciaio è rivestita da un filato di polipropilene intrecciato, che forma un nastro di 24x7 mm.

Il filato è disponibile nei colori Écru, Bronzo e Testa di Moro.

La struttura accoglie al suo interno un contenitore realizzato in ovatta di poliestere termoformata accoppiata con un tessuto outdoor nero.

Imbottitura cuscino sedile in poliuretano espanso a quote differenziate e viscofibra ecocompatibile, successivamente rivestito con una fodera di poliestere con trattamento idrorepellente.

Per migliorare l'aderenza del cuscino al contenitore, al suo interno è stato inserito un peso in legno.

Al cuscino sedile è applicato un laccio in corda, in tinta con il filato intrecciato previsto per la struttura, per facilitarne la rimozione.

Structure: backrests in tubular stainless steel varnished polished Bronze colour or in matt Écru or matt Dark Brown, to match the colour of the cord.

The steel structure is clad in woven polypropylene fibre that forms a 24x7 mm strip. The cord is available in Écru, Bronze or Dark Brown colour.

The backrests are attached to the padded base through a quick set and release coupling system.

Seat in plywood and variable-density polyurethane foam, then encased in a water-repellent polyester cover.

Cushions: seat and backrest cushions in high-resilience, variable-density polyurethane foam and viscose fibre. In order to better protect the padding from water and humidity, all the cushions are encased in a water-repellent polyester slipcover.

All the accessories - zippers, thread - are water-repellent and therefore appropriate for outdoor use.

Covers: completely removable.

Feet: in solid teak (Tectona Grandis - First European Quality) natural finish, adjustable.

Black protective SEBS glides.

STORAGE OTTOMAN

Structure: a stainless-steel frame varnished polished Bronze colour or in matt Écru or matt Dark Brown colour to match the colour of the cord.

The steel structure is cover with woven polypropylene fibre that forms a 24x7 mm strip. The cord is available in Écru, Bronze or Dark Brown colour.

The storage structure interior is finished in thermoformed polyester wadding laminated to black outdoor fabric. Seat cushion padding in variable-density polyurethane foam and eco-friendly viscose fibre, then encased in a water-repellent polyester slipcover.

To optimise adherence of the cushion to the ottoman, it contains a wooden insert for added weight.

A loop is attached to the seat cushion, in the same cord as the woven structure, to facilitate its removal.

Struktur: Rückenlehne aus Hohlprofil aus Edelstahl mit glänzender Lackierung in der Farbe Bronze oder mit matter Lackierung in den Farben Écru oder Dunkelbraun, passend zur Farbe des Geflechts.

Die Stahlstruktur ist mit einem geflochtenen Polypropylengarn bedeckt, das ein 24x7 mm großes Band formt. Das Garn ist in den Farben Écru, Bronze und Dunkelbraun erhältlich.

Die Rückenlehnen werden mit einem praktischen Bajonettstecksystem mit der gepolsterten Struktur verbunden. Sitzfläche aus Sperrholz und PU-Schaum mit differenzierter Dichte, mit Bezug aus Polyester mit wasserabweisender Behandlung.

Kissen: Sitzkissen und Rückenkissen aus hochwiderstandsfähigem PU-Schaum mit differenzierter Dichte und Viskose-Faser. Zum Schutz der Polsterung vor Wasser und Feuchtigkeit verfügen alle Kissen über einen Polyesterbezug mit wasserabweisender Behandlung.

Alle für die Konfektionierung verwendeten Accessoires (Reißverschlüsse, Garn) sind wasserabweisend und daher für den Outdoor-Bereich geeignet.

Abziehbarkeit: vollkommen abziehbar.

Füße: Aus massivem Teakholz (Tectona Grandis - First European Quality) mit naturbelassener Oberfläche, höhenverstellbar. Schutzgleiter aus SEBS in der Farbe Schwarz.

HOCKER MIT STAUHAUM

Struktur: Aus einem Rahmen aus Edelstahl mit glänzender Lackierung in der Farbe Bronze oder mit matter Lackierung in den Farben Écru oder Dunkelbraun, passend zur Farbe des Geflechts.

Die Stahlstruktur ist mit einem geflochtenen Polypropylengarn bedeckt, das ein 24x7 mm großes Band formt. Das Garn ist in den Farben Écru, Bronze und Dunkelbraun erhältlich.

Im Hocker befindet sich ein Stauraum aus thermogeformter Polyesterwatte mit einer Schicht aus schwarzem Outdoor-Stoff.

Polsterung des Sitzkissens aus PU-Schaum mit differenzierter Dichte und umweltfreundlicher Viskosefaser, mit Bezug aus Polyester mit wasserabweisender Behandlung. Damit das Sitzkissen optimale auf dem Hocker mit Stauraum aufliegt, befindet sich ein Holzgewicht im Kissen.

Am Sitzkissen ist eine Schlaufe aus dem gleichen Garn wie die geflochtene Struktur befestigt, die das Abnehmen des Kissens erleichtert.

Structure: dossiers en tube d'acier inoxydable peint couleur Bronze brillant ou couleur Écru mat ou Marron Foncé mat, assorti à la couleur des cordes.

La structure en acier est recouverte d'un fil de polypropylène tressé qui forme un ruban de 24x7 mm.

Le fil est disponible couleur Écru, Bronze ou Marron Foncé.

Les dossiers sont accrochés au piètement rembourré au moyen d'un système pratique de fixation à baionnette.

Assise en bois multiplis et mousse polyuréthane à densité différenciée, recouverte ensuite d'une housse en polyester avec traitement déperlant.

Coussins: coussins d'assise et de dossier en polyuréthane à densité différenciée haute résilience et viscofibra. Afin d'améliorer la protection du rembourrage contre l'eau et l'humidité, tous les coussins sont recouverts d'une housse en polyester avec traitement déperlant. Tous les accessoires utilisés pour la confection - fermetures à glissière, fil - sont déperlants et donc adaptés à une utilisation en extérieur.

Déhoussage: entièrement déhoussable.

Pieds: en teck massif (Tectona Grandis - First European Quality) finition naturelle, avec système de réglage.

Patins glisseurs en SEBS noir.

POUF DE RANGEMENT

Structure: composée d'un cadre en acier inoxydable peint couleur Bronze brillant ou couleur Écru mat ou Marron Foncé mat, assorti à la couleur des cordes.

La structure en acier est recouverte d'un fil de polypropylène tressé qui forme un ruban de 24x7 mm.

Le fil est disponible couleur Écru, Bronze ou Marron Foncé.

La structure comprend un coffre en multicouche d'ouate de polyester thermoformé et tissu d'extérieur noir.

Le rembourrage du coussin d'assise est ensuite recouvert d'une housse en polyester avec traitement déperlant. Un poids en bois a été inséré dans le coussin afin d'améliorer son adhérence au coffre.

Un cordon est attaché au coussin d'assise, dans la même corde que la structure tissée, pour faciliter son retrait.

Minotti

Nella parte inferiore della struttura è presente un basamento composto da un pannello in legno multistrato rivestito con tessuto idrorepellente e una fascia di acciaio inox verniciato lucido anti-touch Bronzo al fine di preservare i piedini o le ruote.

Sfoderabilità: completamente sfoderabile.

Versione piedini: in polipropilene nero. Gommino protettivo in SEBS di colore nero.

Versione ruote: ruote in nylon e gomma in poliuretano termoplastico. Movimento girevole a 360°.

TAVOLINI

Struttura: composta da un telaio in acciaio inox verniciato color Bronzo lucido oppure nei colori Ecrù opaco o Testa di Moro opaco, in abbinamento ai colori delle corde.

La struttura in acciaio è rivestita da un filato di polipropilene intrecciato, che forma un nastro di 24x7 mm.

Il filato è disponibile nei colori Ecrù, Bronzo e Testa di Moro.

Finitura piani:

- pietra Basaltina, spessore 20 mm, sagomata, spazzolata a grana fine.

Il piano in pietra viene sottoposto ad un trattamento antimacchia, che tuttavia non ne garantisce la totale protezione;

- vetro temperato retroverniciato, spessore 12 mm, nei colori Celadon, Cappuccino, Ruggine e Verde.

Sottopiano in HPL nero, spessore 12 mm, per la pietra Basaltina, e spessore 18 mm per il piano in vetro. Scivolante protettivo in SEBS di colore nero.

A base in the lower part of the structure is composed of plywood panel covered with water-repellent fabric and a stainless-steel strip with varnished polished Bronze colour anti-fingerprint finish to preserve the feet or wheels.

Covers: completely removable.

Version with feet: in black polypropylene. Black protective SEBS glides.

Version with castors: castors in nylon and thermoplastic polyurethane rubber. 360° swivel movement.

COFFEE TABLES

Structure: a stainless-steel frame varnished polished Bronze colour or in matt Ecrù or matt Dark Brown colour to match the colour of the cord.

The steel structure is clad in woven polypropylene fibre that forms a 24x7 mm strip. The cord is available in Ecrù, Bronze or Dark Brown colour.

Top finishes:

- Basaltina stone, 20 mm thick, contoured, fine-grain brushed.

The stone top is treated for stain resistance, but this does not ensure total protection;

- tempered backpainted glass, 12 mm thick, in Celadon, Cappuccino, Rust or Green colour.

Underpanel in black HPL, 12 mm thick for the Basaltina stone and 18 mm thick for the glass top.

Black protective SEBS glides.

Unten an der Struktur befindet sich ein Untergestell aus einer Sperrholzplatte, die mit einem wasserabweisenden Stoff bezogen ist, und ein Band aus Edelstahl mit glänzender Anti-Fingerprint-Lackierung in der Farbe Bronze, um die Füße und die Rollen zu schützen.

Abziehbarkeit: vollkommen abziehbar.

Ausführung der Füße: Aus schwarzem Polypropylen. Schutzgummi aus SEBS in Schwarz.

Ausführung der Rollen: Rollen mit Nylonstruktur und thermoplastischem Polyurethan-Gummi. Drehbar um 360°.

BEISTELLTISCHE

Struktur: Aus einem Rahmen aus Edelstahl mit glänzender Lackierung in der Farbe Bronze oder mit matter Lackierung in den Farben Ecrù oder Dunkelbraun, passend zur Farbe des Geflechts.

Die Stahlstruktur ist mit einem geflochtenen Polypropylengarn bedeckt, das ein 24x7 mm großes Band formt. Das Garn ist in den Farben Ecrù, Bronze und Dunkelbraun erhältlich.

Ausführung der Tischplatten: - Basaltina Naturstein, Stärke 20 mm, formgeschritten und gebürstet mit feiner Maserung.

Die Tischplatte aus Stein verfügt über eine Fleckenschutzbehandlung, die aber nicht für den totalen Schutz garantieren kann.

- Sicherheitsglas mit lackierter Rückseite, Stärke 12 mm, in den Farben Celadon, Cappuccino, Rostbraun und Grün.

Unterplatte aus HPL in Schwarz, Stärke 12 mm für die Tischplatte aus Basaltina Naturstein und Stärke 18 mm für die Tischplatte aus Glas. Schutzgleiter aus SEBS in Schwarz.

La structure repose sur un piètement composé d'un panneau de bois multiplis recouvert de tissu déperlant et d'une bande en acier inoxydable peint couleur Bronze brillant anti-traces, afin de protéger les embouts de pieds ou les roues.

Déhoussage : entièrement déhoussable.

Version avec pieds : en polypropylène noir. Patins glisseurs en SEBS noir.

Version avec roues : roues en nylon et polyuréthane thermoplastique. Mouvement pivotant à 360°.

PETITE TABLES

Structure : composée d'un cadre en acier inoxydable peint couleur Bronze brillant ou couleur Ecrù mat ou Marron Foncé mat, assorti à la couleur des cordes.

La structure en acier est recouverte d'un fil de polypropylène tressé qui forme un ruban de 24x7 mm.

Le fil est disponible couleur Ecrù, Bronze ou Marron Foncé.

Finition plateaux :

- pierre Basaltina, 20 mm d'épaisseur, façonnée, brossée à grain fin.

Le plateau en pierre est soumis à un traitement antitache qui, cependant, ne garantit pas une protection totale ;


- verre trempé laqué, 12 mm d'épaisseur, couleur Celadon, Cappuccino, Rouille ou Vert.

Sous-plateau en HPL noir, 12 mm d'épaisseur pour la pierre Basaltina, et 18 mm d'épaisseur pour le plateau en verre.

Patins glisseurs en SEBS noir.

RIVESTIMENTO STRUTTURA STRUCTURE COVER


FIBRA POLIPROPILENE POLYPROPYLENE FIBRE



TESTA DI MORO
DARK BROWN

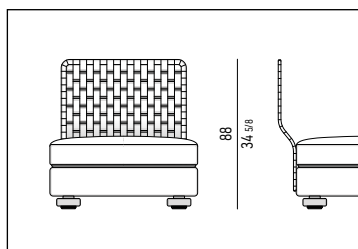
STRUTTURA OPACA MATT STRUCTURE

ACCIAIO INOX STAINLESS STEEL

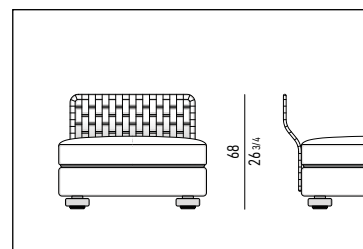


TESTA DI MORO
DARK BROWN

SCHIENALE/BRACCIOLO HIGH BACKREST/ARMREST HIGH




SCHIENALE/BRACCIOLO LOW BACKREST/ARMREST LOW



RIVESTIMENTO STRUTTURA STRUCTURE COVER


FIBRA POLIPROPILENE POLYPROPYLENE FIBRE



BRONZO
BRONZE

STRUTTURA LUCIDA POLISHED STRUCTURE

ACCIAIO INOX STAINLESS STEEL



BRONZO
BRONZE

RIVESTIMENTO STRUTTURA STRUCTURE COVER


FIBRA POLIPROPILENE POLYPROPYLENE FIBRE



ECRU

STRUTTURA OPACA MATT STRUCTURE


ACCIAIO INOX STAINLESS STEEL



ECRU

PIEDINI FEET

TEAK

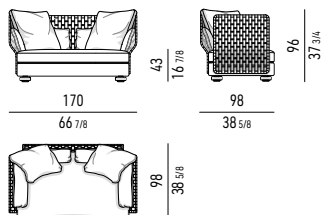


NATURALE
NATURAL

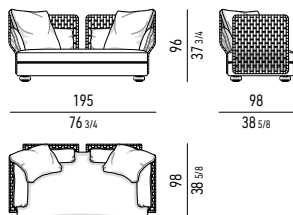
Minotti

DIVANI | SOFAS

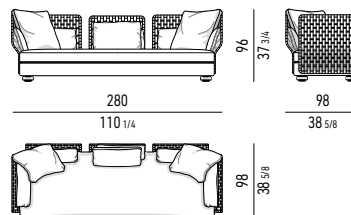
HIGH DIVANO CM 170X98 - SCHIENALE UNICO
HIGH SOFA CM 170X98 - SINGLE BACKREST



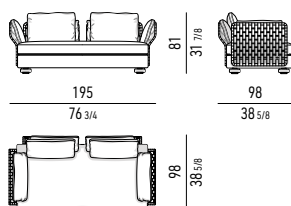
HIGH DIVANO CM 195X98
HIGH SOFA CM 195X98



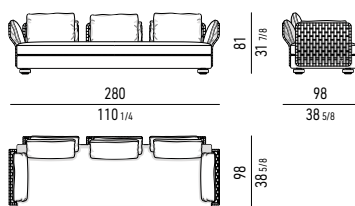
HIGH DIVANO CM 280X98
HIGH SOFA CM 280X98



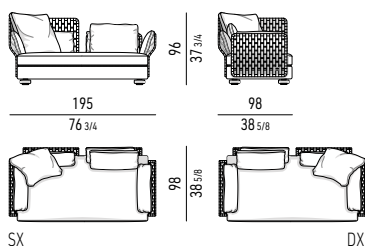
LOW DIVANO CM 195X98
LOW SOFA CM 195X98



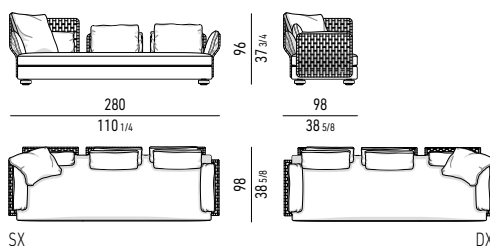
LOW DIVANO CM 280X98
LOW SOFA CM 280X98



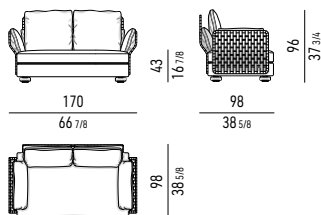
CORNER HIGH DIVANO CM 195X98
CORNER HIGH SOFA CM 195X98



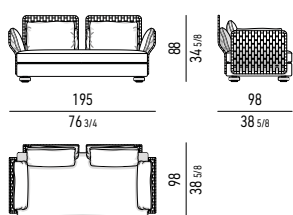
CORNER HIGH DIVANO CM 280X98
CORNER HIGH SOFA CM 280X98



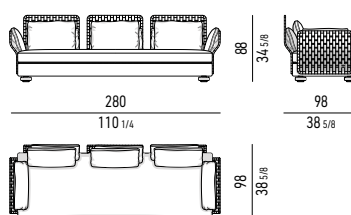
MIX DIVANO CM 170X98 - SCHIENALE UNICO
MIX SOFA CM 170X98 - SINGLE BACKREST



MIX DIVANO CM 195X98
MIX SOFA CM 195X98



MIX DIVANO CM 280X98
MIX SOFA CM 280X98



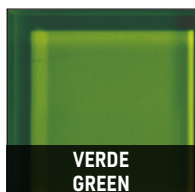
TAVOLINI | COFFEE TABLES

PIANO
TOP

PIETRA
STONE

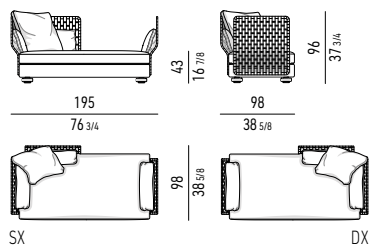


VETRO RETROVERNICIATO
BACKPAINTED GLASS

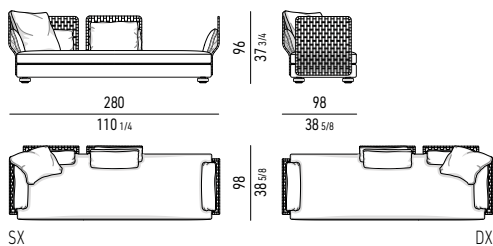


Minotti

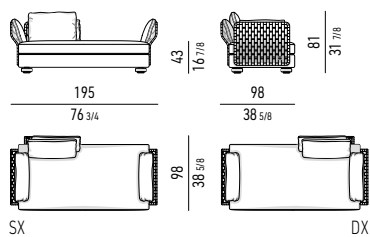
HIGH DIVANO-DAYBED CM 195X98 HIGH DAYBED-SOFA CM 195X98



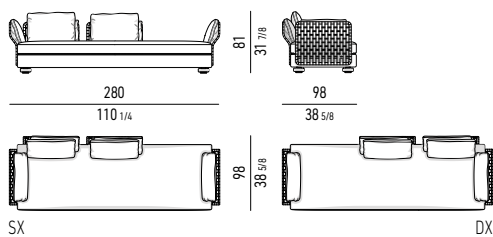
HIGH DIVANO-DAYBED CM 280X98 HIGH DAYBED-SOFA CM 280X98



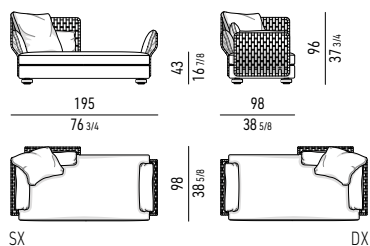
LOW DIVANO-DAYBED CM 195X98 LOW DAYBED-SOFA CM 195X98



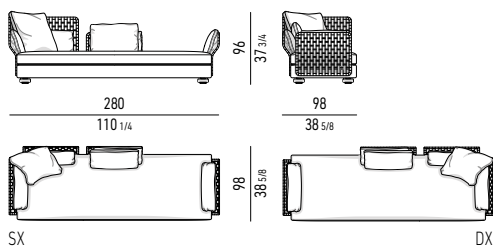
LOW DIVANO-DAYBED CM 280X98 LOW DAYBED-SOFA CM 280X98



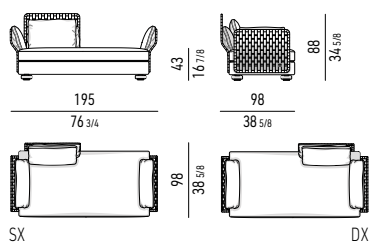
CORNER HIGH DIVANO-DAYBED CM 195X98 CORNER HIGH DAYBED-SOFA CM 195X98



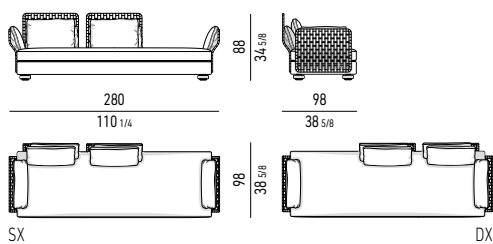
CORNER HIGH DIVANO-DAYBED CM 280X98 CORNER HIGH DAYBED-SOFA CM 280X98



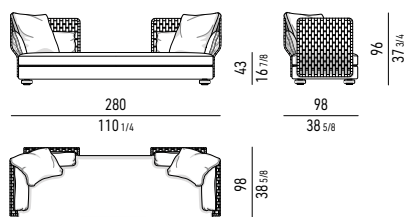
MIX DIVANO-DAYBED CM 195X98 MIX DAYBED-SOFA CM 195X98



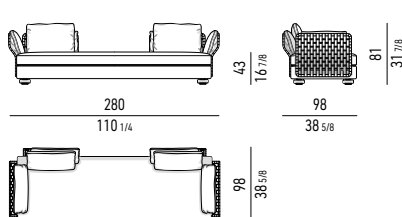
MIX DIVANO-DAYBED CM 280X98 MIX DAYBED-SOFA CM 280X98



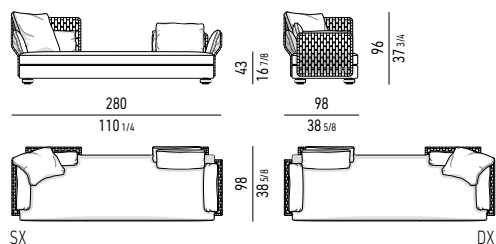
HIGH DIVANO OPEN CM 280X98 HIGH OPEN SOFA CM 280X98



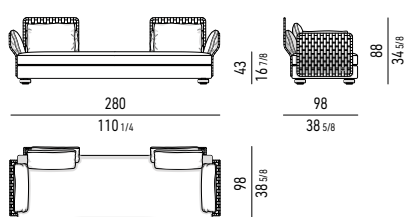
LOW DIVANO OPEN CM 280X98 LOW OPEN SOFA CM 280X98



CORNER HIGH DIVANO OPEN CM 280X98
CORNER HIGH OPEN SOFA CM 280X98

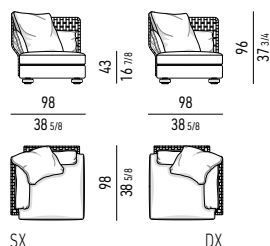


MIX DIVANO OPEN CM 280X98
MIX OPEN SOFA CM 280X98

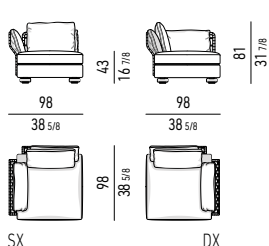


ELEMENTI TERMINALI | ELEMENTS WITH 1 ARMREST

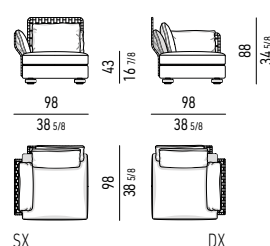
HIGH ELEMENTO ANGOLARE TERMINALE CM 98X98
HIGH CORNER ELEMENT WITH ARMREST CM 98X98



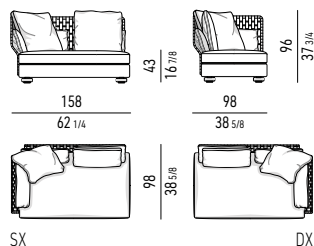
LOW ELEMENTO ANGOLARE TERMINALE CM 98X98
LOW CORNER ELEMENT WITH ARMREST CM 98X98



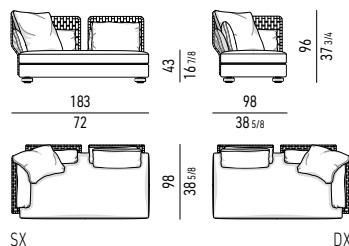
MIX ELEMENTO ANGOLARE TERMINALE CM 98X98
MIX CORNER ELEMENT WITH ARMREST CM 98X98



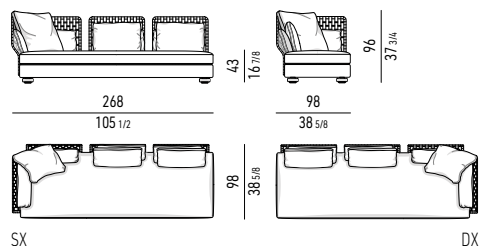
HIGH ELEMENTO TERMINALE CM 158X98 - SCHIENALE UNICO
HIGH ELEMENT WITH 1 ARMREST CM 158X98 - SINGLE BACKREST



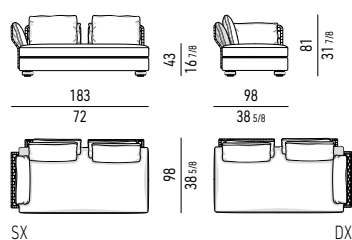
HIGH ELEMENTO TERMINALE CM 183X98
HIGH ELEMENT WITH 1 ARMREST CM 183X98



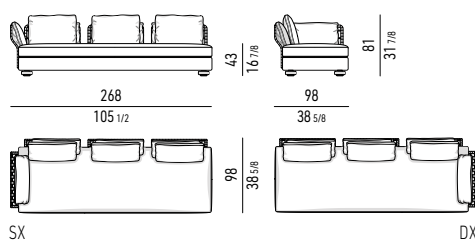
HIGH ELEMENTO TERMINALE CM 268X98
HIGH ELEMENT WITH 1 ARMREST CM 268X98



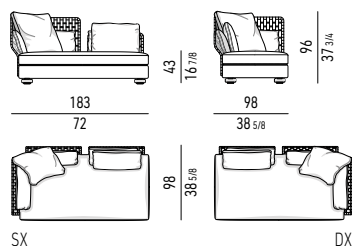
LOW ELEMENTO TERMINALE CM 183X98
LOW ELEMENT WITH 1 ARMREST CM 183X98



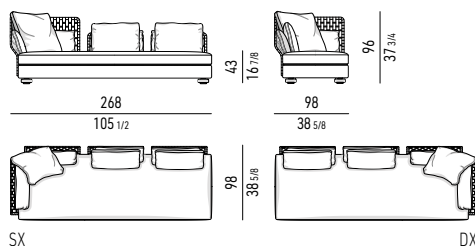
LOW ELEMENTO TERMINALE CM 268X98
LOW ELEMENT WITH 1 ARMREST CM 268X98



CORNER HIGH ELEMENTO TERMINALE CM 183X98
CORNER HIGH ELEMENT WITH 1 ARMREST CM 183X98

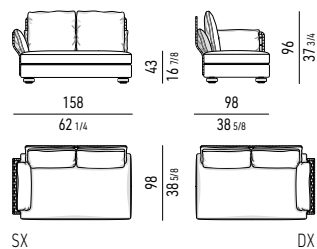


CORNER HIGH ELEMENTO TERMINALE CM 268X98
CORNER HIGH ELEMENT WITH 1 ARMREST CM 268X98

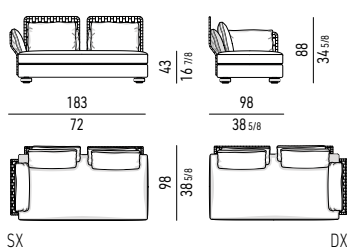


Minotti

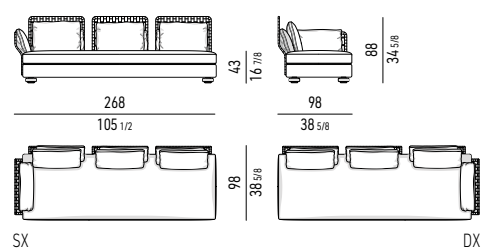
MIX ELEMENTO TERMINALE CM 158X98 - SCHIENALE UNICO
MIX ELEMENT WITH 1 ARMREST CM 158X98 - SINGLE BACKREST



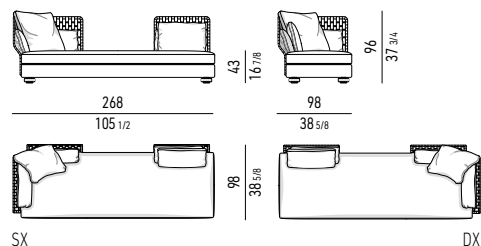
MIX ELEMENTO TERMINALE CM 183X98
MIX ELEMENT WITH 1 ARMREST CM 183X98



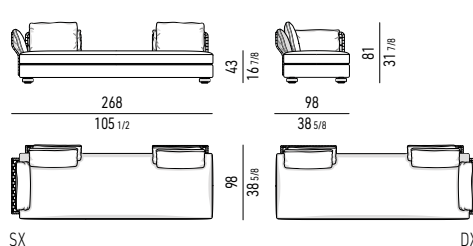
MIX ELEMENTO TERMINALE CM 268X98
MIX ELEMENT WITH 1 ARMREST CM 268X98



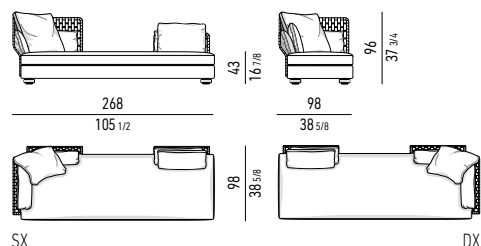
HIGH ELEMENTO TERMINALE OPEN CM 268X98
HIGH OPEN ELEMENT WITH ARMREST CM 268X98



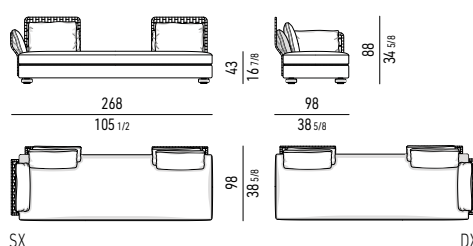
LOW ELEMENTO TERMINALE OPEN CM 268X98
LOW OPEN ELEMENT WITH ARMREST CM 268X98



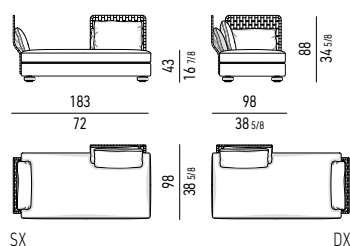
CORNER HIGH ELEMENTO TERMINALE OPEN CM 268X98
CORNER HIGH OPEN ELEMENT WITH ARMREST CM 268X98



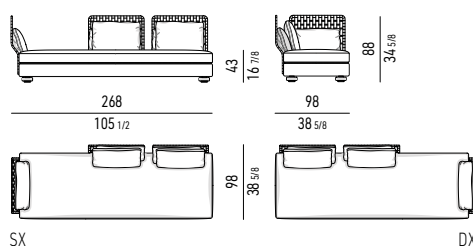
MIX ELEMENTO TERMINALE OPEN CM 268X98
MIX OPEN ELEMENT WITH ARMREST CM 268X98



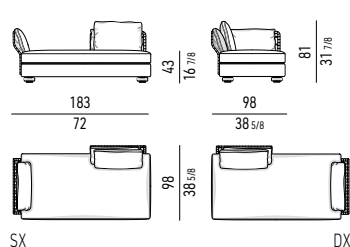
HIGH ELEMENTO TERMINALE DAYBED CM 183X98
HIGH DAYBED ELEMENT WITH ARMREST CM 183X98



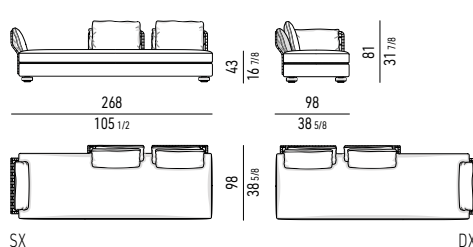
HIGH ELEMENTO TERMINALE DAYBED CM 268X98
HIGH DAYBED ELEMENT WITH ARMREST CM 268X98



LOW ELEMENTO TERMINALE DAYBED CM 183X98
LOW DAYBED ELEMENT WITH ARMREST CM 183X98

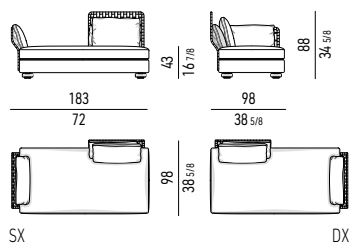


LOW ELEMENTO TERMINALE DAYBED CM 268X98
LOW DAYBED ELEMENT WITH ARMREST CM 268X98

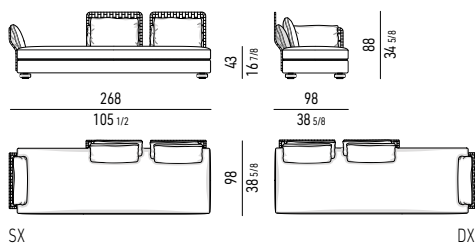


Minotti

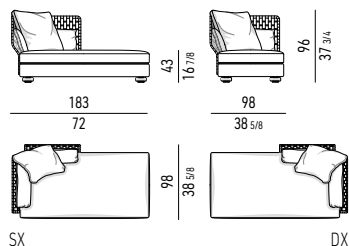
MIX ELEMENTO TERMINALE DAYBED CM 183X98
MIX DAYBED ELEMENT WITH ARMREST CM 183X98



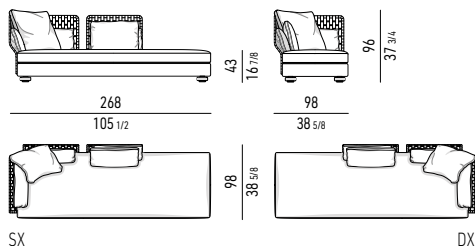
MIX ELEMENTO TERMINALE DAYBED CM 268X98
MIX DAYBED ELEMENT WITH ARMREST CM 268X98



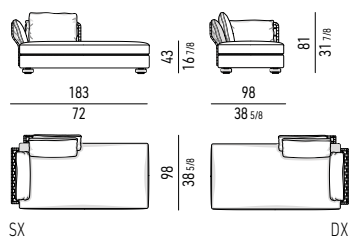
HIGH ELEMENTO TERMINALE PENISOLA CM 183X98
HIGH OPEN-END ELEMENT WITH ARMREST CM 183X98



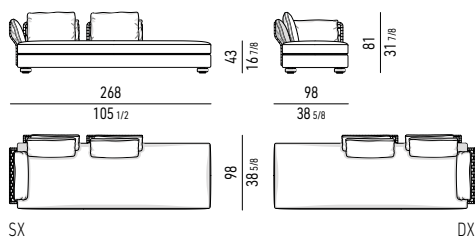
HIGH ELEMENTO TERMINALE PENISOLA CM 268X98
HIGH OPEN-END ELEMENT WITH ARMREST CM 268X98



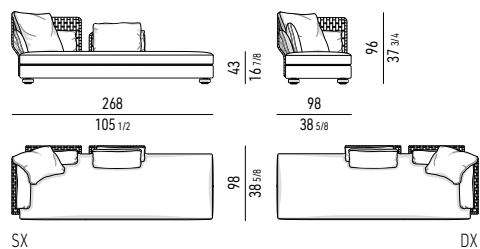
LOW ELEMENTO TERMINALE PENISOLA CM 183X98
LOW OPEN-END ELEMENT WITH ARMREST CM 183X98



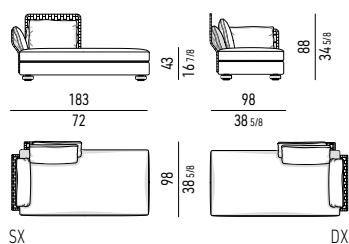
LOW ELEMENTO TERMINALE PENISOLA CM 268X98
LOW OPEN-END ELEMENT WITH ARMREST CM 268X98



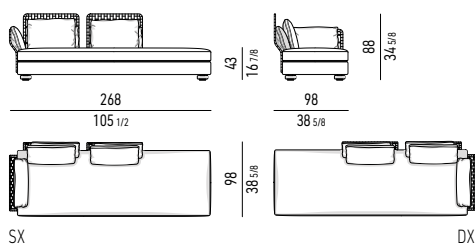
CORNER HIGH ELEMENTO TERMINALE PENISOLA CM 268X98
CORNER HIGH OPEN-END ELEMENT WITH ARMREST CM 268X98



MIX ELEMENTO TERMINALE PENISOLA CM 183X98
MIX OPEN-END ELEMENT WITH ARMREST CM 183X98

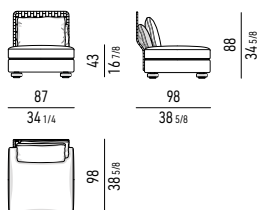


MIX ELEMENTO TERMINALE PENISOLA CM 268X98
MIX OPEN-END ELEMENT WITH ARMREST CM 268X98

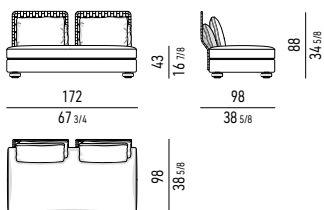


ELEMENTI CENTRALI | CENTRAL ELEMENTS

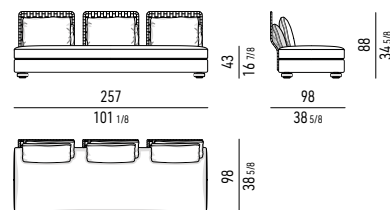
HIGH ELEMENTO CENTRALE CM 87X98
HIGH CENTRAL ELEMENT CM 87X98



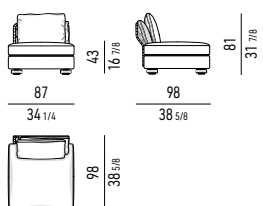
HIGH ELEMENTO CENTRALE CM 172X98
HIGH CENTRAL ELEMENT CM 172X98



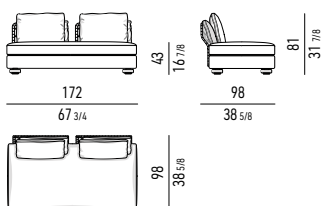
HIGH ELEMENTO CENTRALE CM 257X98
HIGH CENTRAL ELEMENT CM 257X98



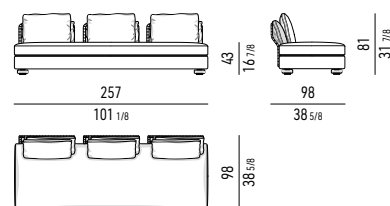
LOW ELEMENTO CENTRALE CM 87X98
LOW CENTRAL ELEMENT CM 87X98



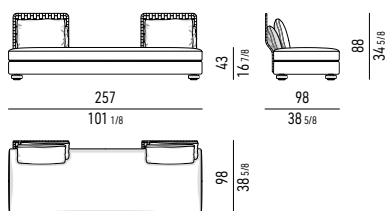
LOW ELEMENTO CENTRALE CM 172X98
LOW CENTRAL ELEMENT CM 172X98



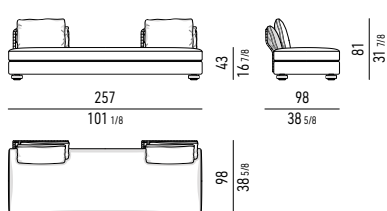
LOW ELEMENTO CENTRALE CM 257X98
LOW CENTRAL ELEMENT CM 257X98



HIGH ELEMENTO CENTRALE OPEN CM 257X98
HIGH OPEN CENTRAL ELEMENT CM 257X98

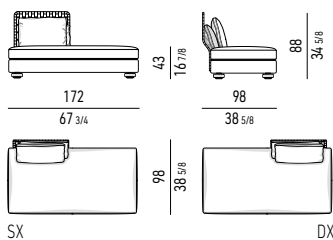


LOW ELEMENTO CENTRALE OPEN CM 257X98
LOW OPEN CENTRAL ELEMENT CM 257X98

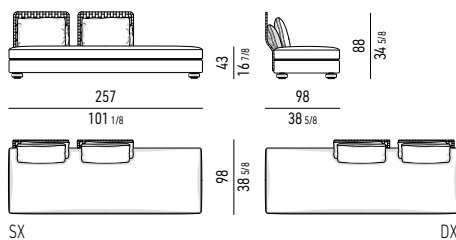


ELEMENTI PENISOLA | OPEN-END ELEMENTS

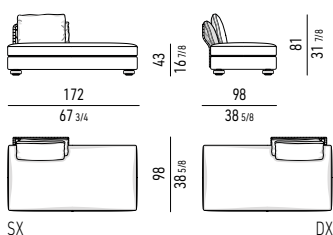
HIGH ELEMENTO PENISOLA CM 172X98
HIGH OPEN-END ELEMENT CM 172X98



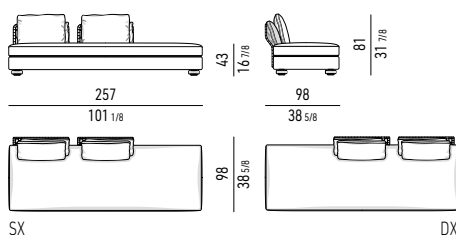
HIGH ELEMENTO PENISOLA CM 257X98
HIGH OPEN-END ELEMENT CM 257X98



LOW ELEMENTO PENISOLA CM 172X98
LOW OPEN-END ELEMENT CM 172X98



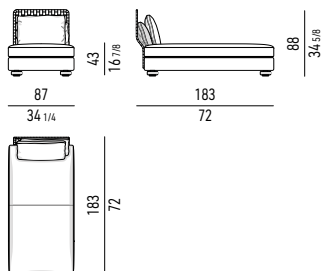
LOW ELEMENTO PENISOLA CM 257X98
LOW OPEN-END ELEMENT CM 257X98



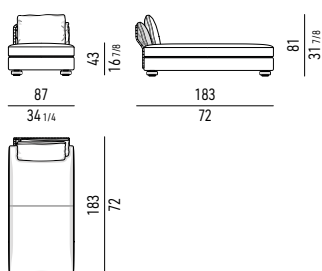
Minotti

COUCH | COUCHES

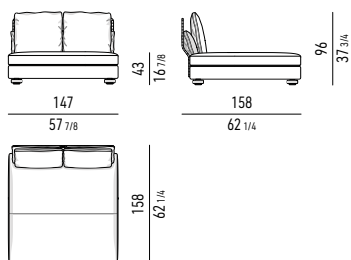
HIGH COUCH CM 87X183
HIGH COUCH CM 87X183



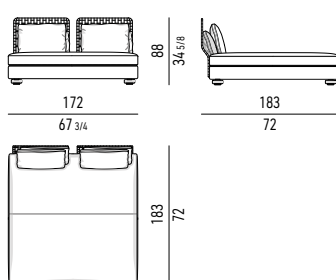
LOW COUCH CM 87X183
LOW COUCH CM 87X183



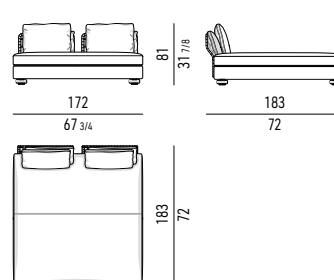
HIGH DOPPIO COUCH CM 147X158 - SCHIENALE UNICO
HIGH DOUBLE COUCH CM 147X158 - SINGLE BACKREST



HIGH DOPPIO COUCH CM 172X183
HIGH DOUBLE COUCH CM 172X183

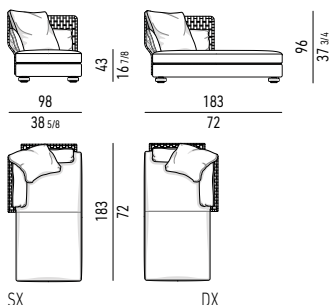


LOW DOPPIO COUCH CM 172X183
LOW DOUBLE COUCH CM 172X183

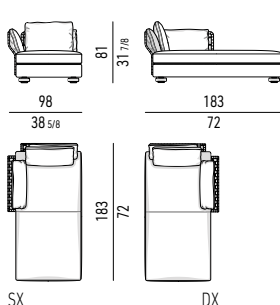


CHAISE-LONGUES

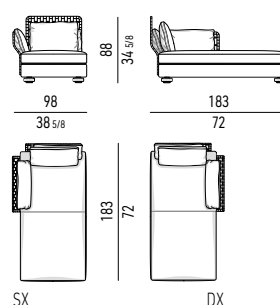
HIGH CHAISE-LONGUE CM 98X183
HIGH CHAISE-LONGUE CM 98X183



LOW CHAISE-LONGUE CM 98X183
LOW CHAISE-LONGUE CM 98X183

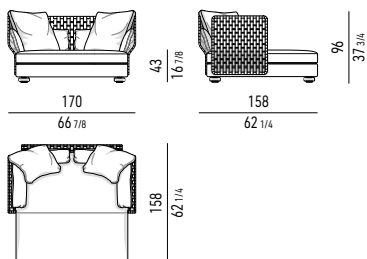


MIX CHAISE-LONGUE CM 98X183
MIX CHAISE-LONGUE CM 98X183

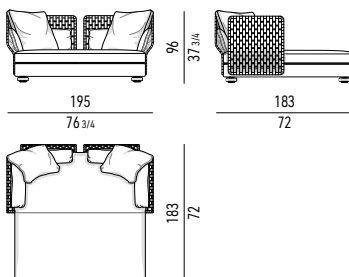


DOPPI DAYBED | DOUBLE DAYBEDS

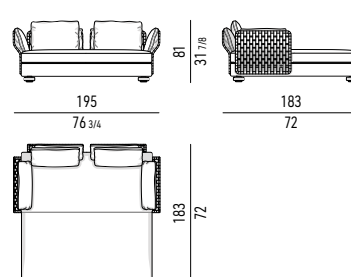
HIGH DOPPIO DAYBED CM 170X158 - SCHIENALE UNICO
HIGH DOUBLE DAYBED CM 170X158 - SINGLE BACKREST



HIGH DOPPIO DAYBED CM 195X183
HIGH DOUBLE DAYBED CM 195X183

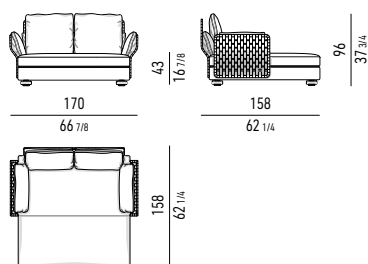


LOW DOPPIO DAYBED CM 195X183
LOW DOUBLE DAYBED CM 195X183

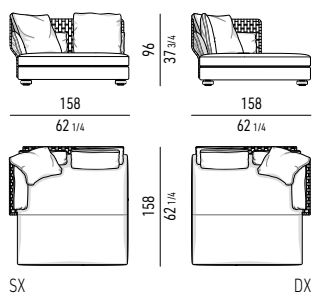


Minotti

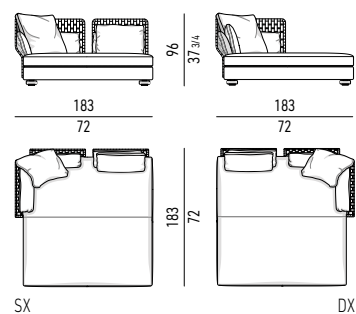
MIX DOPPIO DAYBED CM 170X158 - SCHIENALE UNICO
MIX DOUBLE DAYBED CM 170X158 - SINGLE BACKREST



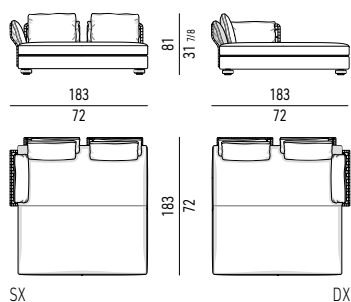
HIGH DOPPIO DAYBED TERMINALE CM 158X158 - SCHIENALE UNICO
HIGH DOUBLE DAYBED WITH 1 ARMREST CM 158X158 - SINGLE BACKREST



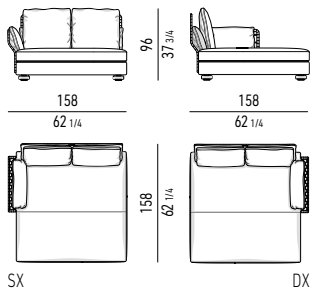
HIGH DOPPIO DAYBED TERMINALE CM 183X183
HIGH DOUBLE DAYBED WITH 1 ARMREST CM 183X183



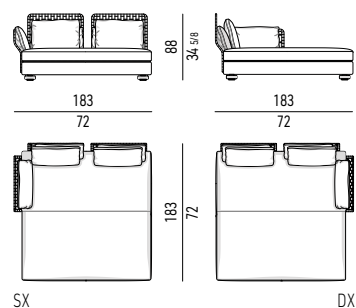
LOW DOPPIO DAYBED TERMINALE CM 183X183
LOW DOUBLE DAYBED WITH 1 ARMREST CM 183X183



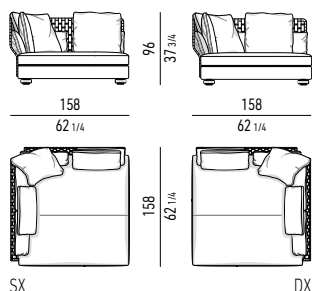
MIX DOPPIO DAYBED TERMINALE CM 158X158 - SCHIENALE UNICO
MIX DOUBLE DAYBED WITH 1 ARMREST CM 158X158 - SINGLE BACKREST



MIX DOPPIO DAYBED TERMINALE CM 183X183
MIX DOUBLE DAYBED WITH 1 ARMREST CM 183X183

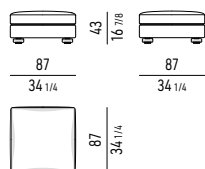


HIGH DOPPIO DAYBED CORNER CM 158X158 - SCHIENALE UNICO
HIGH DOUBLE DAYBED CORNER CM 158X158 - SINGLE BACKREST

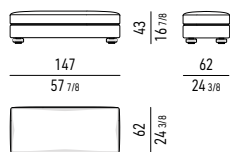


POUF | OTTOMANS

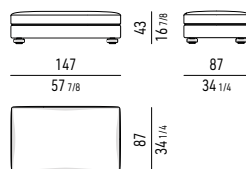
POUF CM 87X87
OTTOMAN CM 87X87



POUF CM 147X62
OTTOMAN CM 147X62

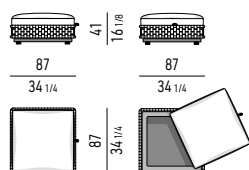


POUF CM 147X87
OTTOMAN CM 147X87

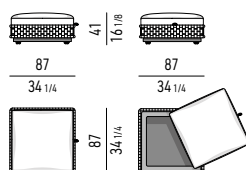


POUF CONTENITORI | STORAGE OTTOMANS

POUF CONTENITORE CM 87X87 H41
STORAGE OTTOMAN CM 87X87 H41



POUF CONTENITORE CON RUOTE CM 87X87 H41
STORAGE OTTOMAN WITH CASTORS CM 87X87 H41

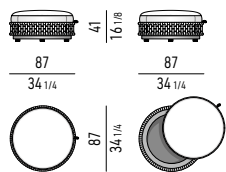


SPAZIO UTILE INTERNO | INTERNAL DIMENSION
CM 66X66 H11

SPAZIO UTILE INTERNO | INTERNAL DIMENSION
CM 66X66 H11

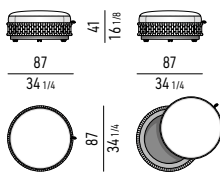
Minotti

POUF CONTENITORE Ø CM 87 H41
STORAGE OTTOMAN Ø CM 87 H41

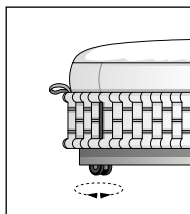


SPAZIO UTILE INTERNO | INTERNAL DIMENSION
Ø CM 66 H11

POUF CONTENITORE CON RUOTE Ø CM 87 H41
STORAGE OTTOMAN WITH CASTORS Ø CM 87 H41



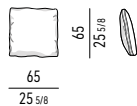
SPAZIO UTILE INTERNO | INTERNAL DIMENSION
Ø CM 66 H11



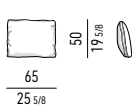
APPOGGIO A TERRA TRAMITE 4 RUOTE CON MOVIMENTO GIREVOLE A 360°.
RESTS ON 4 CASTORS WITH 360° SWIVEL.

CUSCINI OPTIONAL | OPTIONAL CUSHIONS

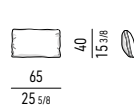
CUSCINO SCHIENALE OPTIONAL CM 65X65
OPTIONAL BACKREST CUSHION CM 65X65



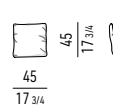
CUSCINO SCHIENALE OPTIONAL CM 65X50
OPTIONAL BACKREST CUSHION CM 65X50



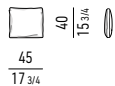
CUSCINO POGGIARENI OPTIONAL CM 65X40
OPTIONAL LUMBAR CUSHION CM 65X40



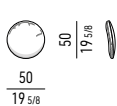
CUSCINO OPTIONAL CM 45X45
OPTIONAL CUSHION CM 45X45



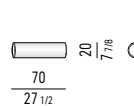
CUSCINO OPTIONAL CM 45X40
OPTIONAL CUSHION CM 45X40



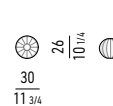
CUSCINO OPTIONAL Ø CM 50
OPTIONAL CUSHION Ø CM 50



RULLO OPTIONAL CM 70
OPTIONAL ROLL CM 70



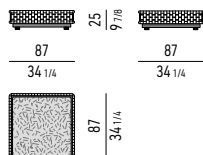
CUSCINO OPTIONAL Ø CM 30 H26
OPTIONAL CUSHION Ø CM 30 H26



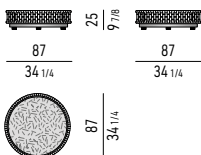
TAVOLINI | COFFEE TABLES

PIANO PIETRA BASALTINA | BASALTINA STONE TOP

TAVOLINO CM 87X87 H25
COFFEE TABLE CM 87X87 H25

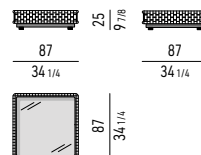


TAVOLINO Ø CM 87 H25
COFFEE TABLE Ø CM 87 H25

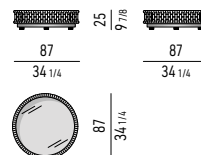


PIANO VETRO | GLASS TOP

TAVOLINO CM 87X87 H25
COFFEE TABLE CM 87X87 H25



TAVOLINO Ø CM 87 H25
COFFEE TABLE Ø CM 87 H25



OPTIONAL RAIN COVER

