



**Piano:** composto da scatolato di MDF con lavorazione a folding, spessore mm 60, disponibile nelle seguenti finiture:

- impiallacciato palissandro Santos\* tinto Dark Brown, laccato poliester opaco, spessore mm 16 (ad esclusione della misura 400X119 H74 cm);
- impiallacciato frassino fiammato laccato a poro aperto Nero, spessore mm 16;

- marmo Sahara Noir verniciato poliester opaco unito ad un piano impiallacciato palissandro Santos\* tinto Dark Brown, laccato poliester opaco, spessore mm 16 (ad esclusione della misura cm 250x119 H74).

Il piano in marmo è supportato da una lastra alveolare di alluminio, spessore mm 5, mentre il piano in essenza è supportato da un pannello di MDF, spessore mm 5.

Sottopiano in stratificato di MDF laminato e verniciato nero opaco. All'interno del sottopiano vi è una struttura portante di alluminio.

**Gambe:** in tondino di alluminio, Ø mm 50, verniciato lucido color Brandy.

Scivolante protettivo in ABS nero.

**N.B.:** a richiesta, con supplemento, sono disponibili per i piani completamente in essenza, n. 2 o 3 passacavi realizzati nella medesima finitura prevista per il piano.

**ATTENZIONE:** data la delicatezza dei marmi con finitura poliester opaco, si consiglia di non appoggiare oggetti direttamente sul piano.

**\* il palissandro Santos deriva da foreste correttamente gestite.**

**Top:** made of 60 mm thick miter-fold boxed MDF, available in the following finishes:

- 16 mm thick palissander Santos\* veneer, stained Dark Brown with polyester matt lacquer finish (excluded the 400X119 H74 cm table);
- 16 mm thick flamed ash veneer with Black open-pore lacquer finish;
- 16 mm thick Sahara Noir marble with varnished matt polyester finish joined to a top in palissander Santos\* veneer, stained Dark Brown with polyester matt lacquer finish (excluded the 250x119 H74 cm table).

The marble top is supported by a 5 mm thick aluminium honeycomb panel, while the wood top is supported by a 5 mm thick panel of MDF.

Underpanel in laminated MDF, varnished matt black. The underlayer contains an aluminium support structure.

**Legs:** in 50 mm Ø tubular aluminium, varnished polished Brandy colour finish.

Black protective ABS glides.

**N.B.:** upon request and with supplement, 2 or 3 cable holes are available, in the same finish as the table top.

**IMPORTANT:** given the delicate nature of the marble elements with matt polyester finish, do not place objects directly onto the surface.

**\* palissander Santos comes from properly managed forests.**

**Tischplatte:** bestehend aus innen hohlem MDF im Folding-Verfahren hergestellt, Stärke 60 mm, erhältlich in den folgenden Ausführungen:

- furniert mit Palissander Santos\* in Dark Brown gebeizt, mit matter Polyesterlackierung, Stärke 16 mm (mit Ausnahme der Abmessung 400 x 119 x 74h cm);

- furniert mit geflammtem Eschenholz mit offenerporiger Lackierung in Schwarz, Stärke 16 mm;

- Marmor Sahara Noir mit matter Polyesterlackierung vereint mit Palissander Santos\* in Dark Brown gebeizt, mit matter Polyesterlackierung, Stärke 16 mm; (mit Ausnahme der Abmessung 250 x 119 x 74h cm).

Die Marmorplatte wird von einer 5 mm starken Aluminiumwabenplatte getragen, während die Holzplatte von einer 5 mm starken MDF-Platte getragen wird.

Unterplatte aus MDF-Schichtholz, laminiert und matt lackiert in Schwarz. Im Inneren der Unterplatte befindet sich ein tragendes Gestell aus Aluminium.

**Beine:** Aluminiumstangen, Ø 50 mm, mit glänzender Lackierung in der Farbe Brandy.

Schutzgleiter aus schwarzem ABS.

**N.B.:** Auf Anfrage mit Aufpreis sind für die ganz aus Holz gefertigten Tischplatten 2 oder 3 Kabelführungen in der gleichen Ausführung wie die Tischplatte erhältlich.

**ACHTUNG:** Aufgrund der Empfindlichkeit des Marmors mit matter Polyesteroberfläche ist es ratsam, keine Gegenstände direkt auf die Platte zu stellen.

**\* Santos Palissander stammt aus korrekt bewirtschafteten Wäldern.**

**Plateau :** composé d'un caisson de MDF assemblé selon la technique du fraisage-pliage (folding), épaisseur 60 mm, disponible dans les finitions suivantes :

- plaqué palissandre de Santos\* teinté Dark Brown, laqué polyester mat, épaisseur 16 mm (sauf pour les dimensions 400X119 H74 cm) ;
- plaqué frêne flammé, laqué Noir à pores ouverts, épaisseur 16 mm ;
- marbre Sahara Noir vernis polyester mat, associé à un plateau plaqué palissandre de Santos\* teinté Dark Brown, laqué polyester mat, épaisseur 16 mm (sauf pour les dimensions 250x119 H74 cm).

Le plateau en marbre est soutenu par une plaque en nid d'abeille d'aluminium, épaisseur 5 mm, tandis que le plateau en bois est soutenu par un panneau de MDF, épaisseur 5 mm.

Le panneau de soutien est en MDF laminé et peint en noir mat et intègre une structure porteuse en aluminium.

**Pieds :** en tige d'aluminium, Ø 50 mm, peint brillant couleur Brandy. Patins glisseurs en ABS noir.


**N.B. :** sur demande, avec supplément, 2 ou 3 passe-câbles réalisés dans la même finition que le plateau.

**ATTENTION :** étant donné la délicatesse du marbre à finition polyester mate, il est recommandé de ne pas poser d'objets directement sur le plateau.

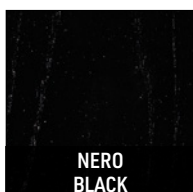
**\* le palissandre de Santos provient de forêts bien gérées.**

### PIANO TOP


PALISSANDRO SANTOS  
PALISSANDER SANTOS



FRASSINO  
ASH




MARMO  
MARBLE




### PASSACAVI CABLE HOLES

PALISSANDRO SANTOS  
PALISSANDER SANTOS




FRASSINO  
ASH

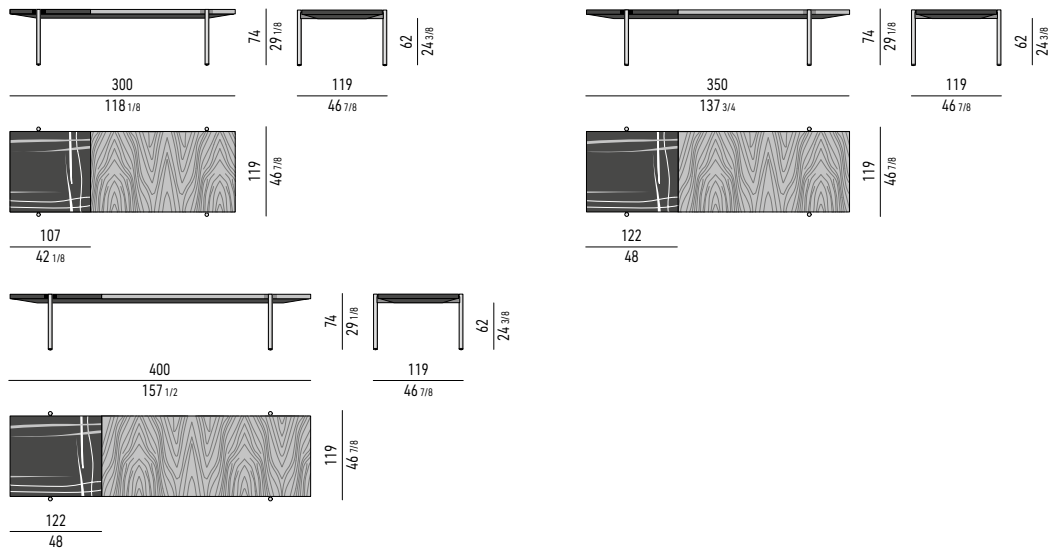


### GAMBE LEGS

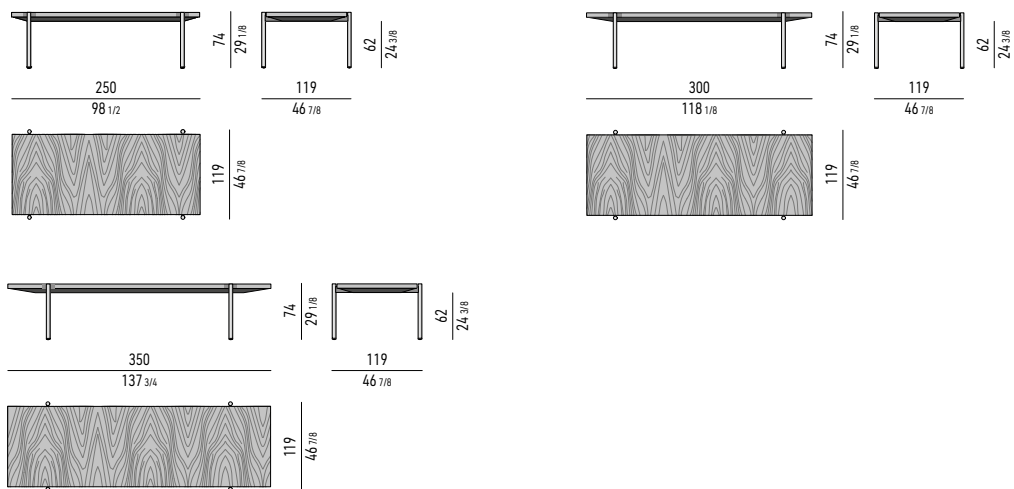
ALLUMINIO LUCIDO  
POLISHED ALUMINIUM



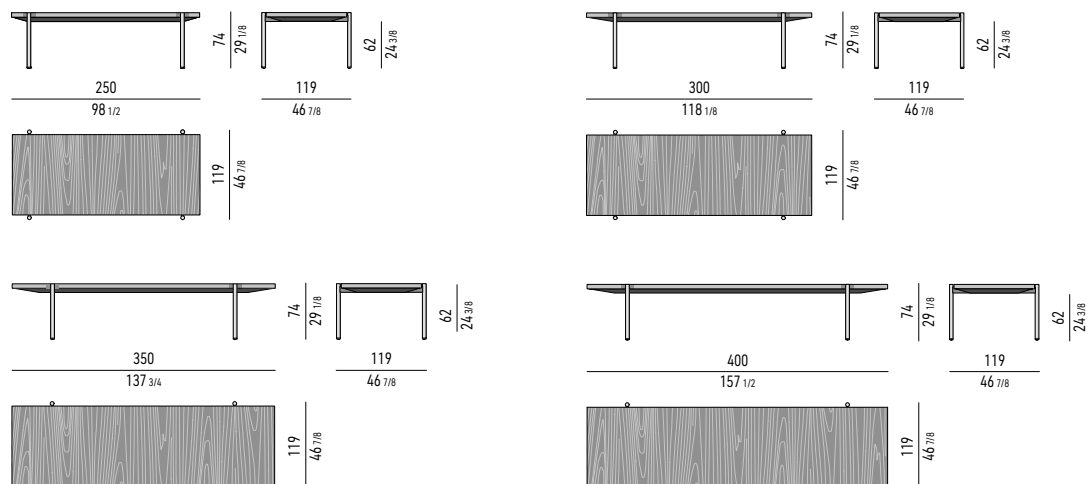
## PIANO PALISSANDRO SANTOS E MARMO SAHARA NOIR | PALISANDER SANTOS AND SAHARA NOIR MARBLE TOP



## PIANO PALISSANDRO SANTOS | PALISANDER SANTOS TOP



## PIANO FRASSINO | ASH TOP

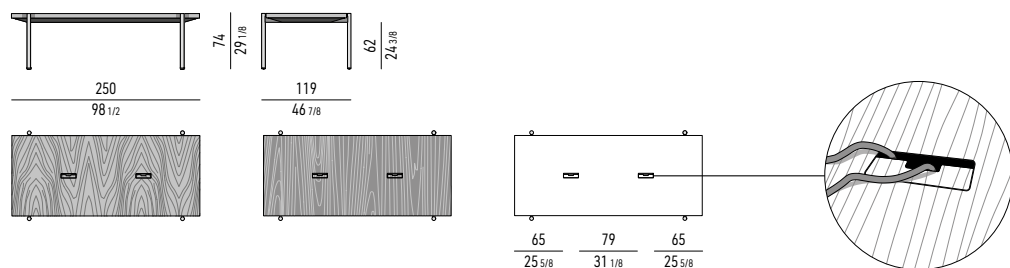


## PASSACAVI | CABLE HOLES

A RICHIESTA - DISPONIBILE SOLO PER PIANO IN LEGNO | ON REQUEST - AVAILABLE ONLY FOR WOOD TOP

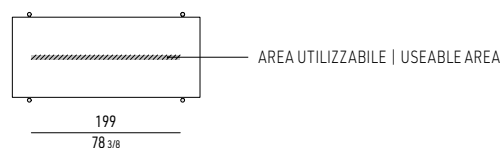
TAVOLO CM 250X119 - 2 FORI PASSACAVI  
TABLE CM 250X119 - 2 CABLE HOLES

### POSIZIONE PASSACAVI SUGGERITA | SUGGESTED CABLE HOLES POSITION



Foro passacavi | Cable hole  
cm 20x6

### POSIZIONE PASSACAVI PERSONALIZZABILE | CUSTOM CABLE HOLES POSITION

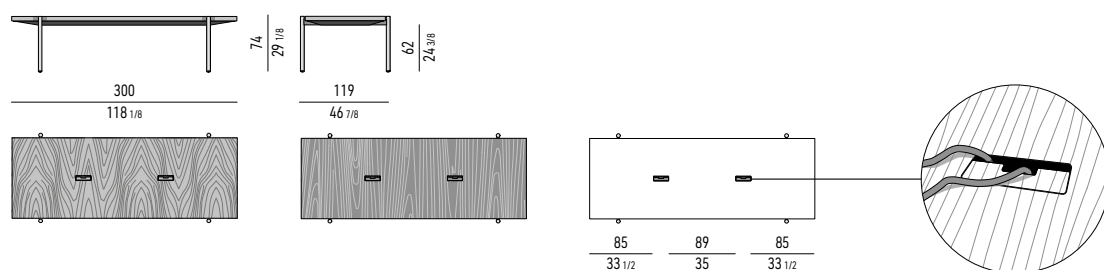


È POSSIBILE PERSONALIZZARE (PREVIA VERIFICA DELL'UFFICIO TECNICO) IL NUMERO E LA POSIZIONE DEI PASSACAVI, UTILIZZANDO ESCLUSIVAMENTE L'AREA RETINATA GRIGIA DEL DISEGNO.

IT IS POSSIBLE TO CUSTOMIZE (AFTER VERIFICATION WITH THE TECHNICAL DEPARTMENT) THE NUMBER AND POSITION OF CABLE HOLES, ONLY WITHIN THE GRAY SCREENED AREA OF THE DRAWING.

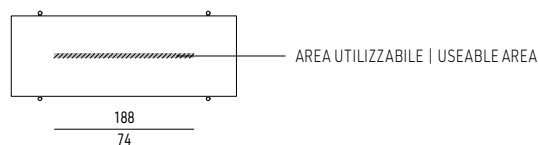
TAVOLO CM 300X119 - 2 FORI PASSACAVI  
TABLE CM 300X119 - 2 CABLE HOLES

### POSIZIONE PASSACAVI SUGGERITA | SUGGESTED CABLE HOLES POSITION



Foro passacavi | Cable hole  
cm 20x6

### POSIZIONE PASSACAVI PERSONALIZZABILE | CUSTOM CABLE HOLES POSITION

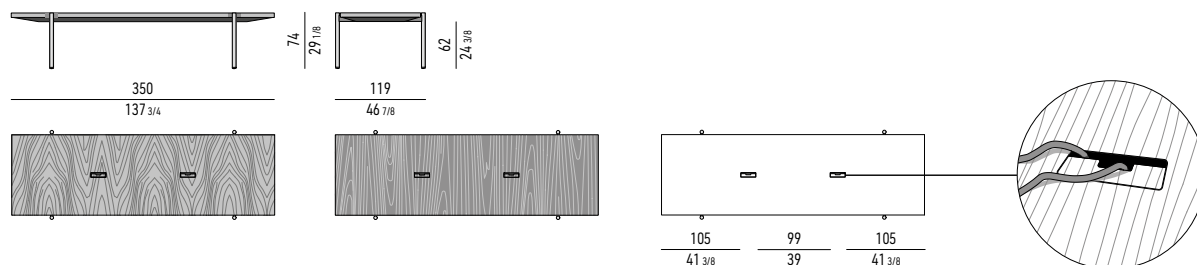


È POSSIBILE PERSONALIZZARE (PREVIA VERIFICA DELL'UFFICIO TECNICO) IL NUMERO E LA POSIZIONE DEI PASSACAVI, UTILIZZANDO ESCLUSIVAMENTE L'AREA RETINATA GRIGIA DEL DISEGNO.

IT IS POSSIBLE TO CUSTOMIZE (AFTER VERIFICATION WITH THE TECHNICAL DEPARTMENT) THE NUMBER AND POSITION OF CABLE HOLES, ONLY WITHIN THE GRAY SCREENED AREA OF THE DRAWING.

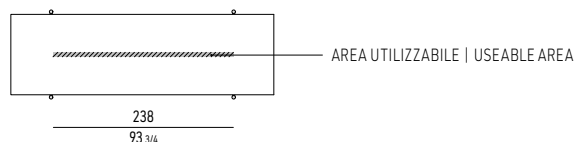
TAVOLO CM 350X119 - 2 FORI PASSACAVI  
TABLE CM 350X119 - 2 CABLE HOLES

## POSIZIONE PASSACAVI SUGGERITA | SUGGESTED CABLE HOLES POSITION



Foro passacavi | Cable hole  
cm 20x6

## POSIZIONE PASSACAVI PERSONALIZZABILE | CUSTOM CABLE HOLES POSITION

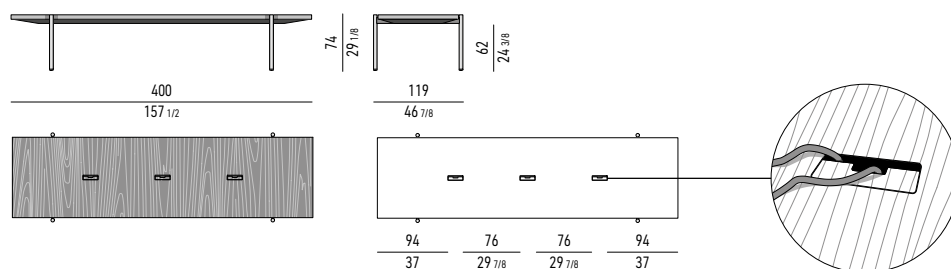


È POSSIBILE PERSONALIZZARE (PREVIA VERIFICA DELL'UFFICIO TECNICO) IL NUMERO E LA POSIZIONE DEI PASSACAVI, UTILIZZANDO ESCLUSIVAMENTE L'AREA RETINATA GRIGIA DEL DISEGNO.

IT IS POSSIBLE TO CUSTOMIZE (AFTER VERIFICATION WITH THE TECHNICAL DEPARTMENT) THE NUMBER AND POSITION OF CABLE HOLES, ONLY WITHIN THE GRAY SCREENED AREA OF THE DRAWING.

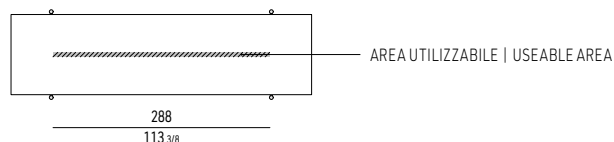
TAVOLO CM 400X119 - 3 FORI PASSACAVI  
TABLE CM 400X119 - 3 CABLE HOLES

## POSIZIONE PASSACAVI SUGGERITA | SUGGESTED CABLE HOLES POSITION



Foro passacavi | Cable hole  
cm 20x6

## POSIZIONE PASSACAVI PERSONALIZZABILE | CUSTOM CABLES HOLE POSITION



È POSSIBILE PERSONALIZZARE (PREVIA VERIFICA DELL'UFFICIO TECNICO) IL NUMERO E LA POSIZIONE DEI PASSACAVI, UTILIZZANDO ESCLUSIVAMENTE L'AREA RETINATA GRIGIA DEL DISEGNO.

IT IS POSSIBLE TO CUSTOMIZE (AFTER VERIFICATION WITH THE TECHNICAL DEPARTMENT) THE NUMBER AND POSITION OF CABLE HOLES, ONLY WITHIN THE GRAY SCREENED AREA OF THE DRAWING.