



Struttura: sedile in legno multistrato con rinforzi in metallo. Preparazione della struttura in poliuretano espanso a quote differenziate ad alta densità e cinghie elastiche, ad alta componente di caucciù, per garantire un maggiore comfort alla seduta.

Braccioli e schienali realizzati in legno multistrato, rivestiti con poliuretano espanso a quote differenziate, successivamente rivestiti con trapuntino di fibra di poliestere termolegata traspirante accoppiata con tela di cotone bianca.

Tutti i materiali impiegati per la realizzazione del trapuntino sono anallergici e prodotti con materiali riciclati.

La confezione della fodera della struttura schienale/bracciolo e dei cuscini sedile e schienale è contraddistinta da un profilo e da morbide impunture d'ispirazione couture che conferiscono un'immediata sensazione di comfort grazie alla leggera curva dello schienale e del bracciolo.

Per aumentare la sofficià, la fodera dello schienale/bracciolo prevede una trapuntatura che accoppia la fibra termolegata di forte spessore con la tela di cotone bianca, alla fodera. Il rivestimento della base strutturale è realizzato tramite fasce di tessuto o pelle, lavorate con la stessa tecnica usata per il sistema di sedute Connery, cucite tra loro tramite fettucce e caratterizzate da accurate cuciture rifinite a mano.

Piani d'appoggio: il sistema di sedute prevede la possibilità di avere per alcuni elementi un top in stratificato di MDF e alluminio, spessore mm 18, impiallacciato in frassino laccato a poro aperto color Moka o tinto a poro aperto color Tabacco, disponibile in diverse dimensioni e configurazioni.

Cuscineria: imbottitura cuscini sedile e schienale in piuma d'oca canalizzata ad alto spessore, per conferire grande sofficià ed aumentare il comfort, sottoposta a regolare trattamento di bonifica igienico-sanitaria come stabilito dal Regolamento CE 1069/2009 (certificata Assopiuma, Etichetta Oro). Successivamente rivestiti da fibra termolegata traspirante accoppiata con tela di cotone bianca anallergica. Cuscini sedile con inserto in poliuretano espanso a quote differenziate ad alta resilienza, rivestito nella parte superiore con materiale poliuretano termosensibile. Cuscini schienale con inserto centrale in poliuretano espanso a quote differenziate ad alta resilienza in materiale anch'esso termosensibile e sagomato per adattarsi perfettamente alla raffinata e funzionale conformazione dello schienale imbottito.

Structure: seat in metal-reinforced plywood. The seat structure is padded with high-resilience, variable-density polyurethane foam with high-rubber-content elastic webbing to maximize comfort. The plywood armrest and backrest structures are covered in high-resilience, variable-density polyurethane foam, then encased in breathable heat-bonded polyester quilted fibre laminated to white cotton fabric.

All of the materials employed in manufacturing the quilting are hypoallergenic and made with recycled materials. Tailoring of the backrest/armrest structure upholstery and of the seat and backrest cushions is distinguished by piping and couture-inspired soft top-stitching that convey an immediate sense of comfort, thanks to the slight curve of the backrest and armrest.

To increase fluffiness, the backrest and armrest upholstery has quilting that joins the thick heat-bonded fibre encased in white cotton fabric to the upholstery.

The structural base is sheathed in strips of fabric or leather, tailored using the same techniques used in the Connery seating system, stitched together using laces embellished with fine hand-finished stitching.

Table-top surfaces: the seating system includes the option of a top laminated MDF and aluminium, for some elements, 18 mm thick, in ash veneer with open pore Moka colour lacquer finish or open-pore Tobacco colour stain, available in various sizes and configurations.

Cushions: seat and backrest cushions, padded in high-loft channelled goose down to lend greater softness and increase comfort, undergo routine sanitization as specified in EC Regulation No. 1069/2009 (Assopiuma certified, Gold Label). They are then encased in breathable heat-bonded fibre laminated to white hypoallergenic cotton fabric. Seat cushions with high resilience, variable-density polyurethane foam insert are covered in the upper part with temperature-sensitive polyurethane material. Backrest cushions with core insert in high-resilience, variable-density polyurethane foam in material that is also temperature-sensitive and contoured to adapt perfectly to the sophisticated, functional shape of the upholstered backrest.

Struktur: Sitzfläche aus Sperrholz mit Metallverstärkungen. Polsterung der Struktur aus PU-Schaum mit differenzierter, hoher Dichte und mit Federung durch elastische Riemen mit hohem Kautschukanteil für angenehm weichen Sitzkomfort. Armlehnen und Rückenlehnen aus Sperrholz mit Polsterung aus PU-Schaum mit unterschiedlicher Dichteverteilung und einer weiteren gesteppten Polsterung aus atmungsaktiver, thermofixierter Faser mit Bezug aus weißer Baumwolle. Alle, für die gesteppte Polsterung verwendeten Materialien sind antiallergisch und bestehen aus recycelten Materialien.

Die Konfektionierung des Bezugs der Struktur von Rücken- und Armlehne und der Sitz- und Rückenissen zeichnet sich durch ein Profil und weiche Steppnähte aus, die sich an der Haute Couture inspirieren und mit der leicht geschwungenen Rücken- und Armlehne ein unmittelbares Gefühl von Komfort vermitteln. Um den Sitzkomfort zu erhöhen, ist der Polsterung der Rücken- und der Armlehne mit einer Steppung ausgeführt, die die thermofixierte, sehr dicke Faser mit Bezug aus weißer Baumwolle mit der Polsterung verbindet.

Der Bezug der Basis ist in Stoff- oder Lederstreifen ausgeführt, die mit der gleichen Technik verarbeitet werden, die auch für das Sofasystem Connery verwendet wird und durch sorgfältige, von Hand ausgeführte Nähte charakterisiert ist.

Ablageflächen: Das Sofasystem sieht für einige Elemente eine Ablagefläche aus MDF-Schichtholz und Aluminium, Stärke 18 mm vor, in der Ausführung Eschenholzturnier offenporig lackiert in der Farbe Mokka oder gebeizt in der Farbe Tabak, die in verschiedenen Abmessungen und Konfigurationen erhältlich ist.

Kissen: Rückenissen und Sitzkissen mit gesteppter Daunenfüllung mit hoher Stärke für weiche Kissen und mehr Sitzkomfort, die nach Vorgabe der Verordnung (EU) 1069/2009 (zertifiziert Assopiuma, "Goldenes Etikett") ordnungsgemäß sterilisiert worden ist. Zusätzliche Polsterung aus atmungsaktiver, thermofixierter Faser mit Bezug aus weißer, antiallergischer Baumwolle. Sitzkissen mit zentralem Einsatz aus hochwiderstandsfähigem PU-Schaum mit differenzierter Dichte mit Polsterung auf der Oberseite mit thermosensitivem Memory-Schaum. Rückenissen mit zentralem Einsatz aus hochwiderstandsfähigem PU-Schaum mit differenzierter Dichte, der ebenfalls thermosensitiv und geformt ist, um sich perfekt an die elegante und funktionelle Form der gepolsterten Rückenlehne anzupassen.

Structure : assise en multiplis avec renforts métalliques. Préparation de la structure en mousse polyuréthane à densité différenciée haute densité et sangles élastiques à haute teneur en caoutchouc, afin de garantir un plus grand confort d'assise.

Accoudoirs et dossiers en multiplis, recouverts de mousse polyuréthane à densité différenciée, puis recouverts d'un tissu multicouche matelassé en fibre de polyester thermoliée respirante et toile de coton blanche. Tous les matériaux utilisés pour la réalisation du tissu multicouche matelassé sont hypoallergéniques et fabriqués à partir de matériaux recyclés.

La confection du revêtement de la structure dossier/accoudoir et des coussins de l'assise et du dossier est caractérisée par un cordon et par des surpiques souples d'inspiration couture qui procurent une sensation immédiate de confort due également à la légère courbure du dossier et de l'accoudoir.

Pour augmenter le moelleux, le revêtement du dossier/accoudoir est doublé d'un tissu multicouche matelassé en fibre thermoliée de forte épaisseur et toile de coton blanche. Le revêtement du piétement est réalisé avec la technique utilisée pour le système de sièges Connery, à l'aide de bandes de tissu ou de cuir cousues entre elles moyennant des rubans et caractérisées par des coutures soignées et finies à la main.

Tablettes : le système de sièges offre la possibilité de disposer, pour certains éléments, d'une tablette en MDF stratifié et aluminium, de 18 mm d'épaisseur, plaquée frêne laqué à pores ouverts couleur Moka ou teinté à pores ouverts couleur Tabac, disponible en différentes tailles et configurations.

Coussins : rembourrage des coussins d'assise et de dossier en plume d'oie cloisonnée de forte épaisseur pour apporter beaucoup de moelleux et augmenter le confort, soumise à un traitement d'assainissement conformément au règlement CE 1069/2009 (Certifiée Assopiuma, Label Or). Par la suite, ils sont recouverts d'un tissu multicouche en fibre thermoliée respirante et toile de coton blanche hypoallergénique. Coussins d'assise avec insert en mousse polyuréthane à densité différenciée haute résilience, recouvert sur le dessus de matériau polyuréthane thermosensible. Coussins de dossier avec insert central en mousse polyuréthane à densité différenciée haute résilience, également thermosensible et façonné pour épouser parfaitement les formes raffinées et fonctionnelles du dossier rembourré.

Minotti

Sfoderabilità: struttura, cuscini sedile e schienale completamente sfoderabili in tutte le versioni (tessuto o pelle).

Basi: portanti, in estruso di alluminio verniciato lucido anti-touch color Bronzo o Peltro.

Scivolante protettivo in polietilene di colore bronzo o nero, in abbinamento alla finitura scelta per la base.

Per permettere la sfoderabilità, gli elementi schienale/bracciolo e i piani d'appoggio (ove presenti) sono facilmente sfilabili dalle loro sedi agendo sulle apposite manopole poste sotto la struttura portante. Questa operazione, in casi necessari, può essere eseguita anche per agevolare il trasporto e la consegna.

AVVERTENZE SULLA CONFEZIONE DELLA FODERA

A) Rivestimento tutto in tessuto o in pelle;

B) Rivestimento della base in pelle cat. Nature, cuscini sedile e schienale in tessuto.

Non è possibile realizzare la base di questo prodotto nei tessuti: Velvet, Gary, Hunt, Kabuki, Kerlin, Leopold, Tibet Square, Timothy.

POGGIATESTA

Realizzato in multistrato rivestito in poliuretano espanso ad alta densità, successivamente rivestito con fibra termolegata traspirante accoppiata con tela di cotone bianca. Per migliorare l'aderenza dell'elemento alla seduta, all'interno della fascia, in corrispondenza del cuscino sedile, è stato inserito un contrappeso. La fodera può essere realizzata a scelta nei tessuti o pelli a campionario, qualora non venisse specificata all'atto dell'ordine verrà coordinata al rivestimento del divano. Tessuto antiscivolo sul fondo. Completamente sfoderabile.

Covers: upholstery for the structure, seat and backrest cushions is completely removable in all versions (fabric and leather).

Bases: weight-bearing, in extruded aluminium with varnished polished anti-fingerprint Bronze or Pewter colour finish.

Bronze or black colour protective polyethylene glides to match the base finish.

For removal of upholstery, the backrest/armrest elements and table-tops (where included) can easily be lifted out by releasing the levers located underneath the support structure. If needed, this operation can also be used to facilitate shipping and delivery.

INFORMATION REGARDING UPHOLSTERY AND COVERS

A) All-fabric or all-leather upholstery; **B)** base upholstered in cat. Nature Leather, seat and backrest cushions in fabric.

It is not possible to make the base of this product using the following fabrics: Velvet, Gary, Hunt, Kabuki, Kerlin, Leopold, Tibet Square, Timothy.

HEADREST

Made of plywood coated in high-resilience polyurethane foam, then sheathed in breathable, heat-bonded fiber laminated to white cotton canvas.

To improve adherence of the element to the seat, a counterweight is inserted inside the fabric strip where it meets the seat cushion. Headrest upholstery can be chosen from among the fabric or leather in the sample books; if not specified at the time the order is placed, it will be matched to the sofa upholstery.

Non-slip fabric on the bottom. Cover completely removable.

Abziehbarkeit: Struktur, Sitzkissen und Rückenlehnen sind in allen Versionen (Stoff oder Leder) komplett abziehbar.

Basis: Tragende Kufen aus extrudiertem Aluminium mit glänzender Anti-Touch-Lackierung in der Farbe Bronze oder Zinn. Schutzgleiter aus Polyethylen in der Farbe Bronze oder Schwarz in der gleichen Ausführung wie die Kufen.

Für das Abziehen der Bezüge können die Rückenlehnen und Armlehnen und die Ablageflächen (falls vorhanden) mit Hilfe der speziellen Drehknöpfe unter der tragenden Basis leicht aus ihren Sitzen gezogen werden. Bei Bedarf kann diese Möglichkeit auch genutzt werden, um den Transport und die Lieferung des Sofas zu erleichtern.

HINWEISE ZUR KONFEKTIONIERUNG DES BEZUGS

A) Bezug komplett aus Stoff oder Leder.

B) Bezug der Basis aus Leder der Kat. Leder Nature, Sitzkissen und Rückentlehne mit Stoffbezug.

Die Basis dieses Produkts kann nicht mit folgenden Stoffen hergestellt werden: Velvet, Gary, Hunt, Kabuki, Kerlin, Leopold, Tibet Square, Timothy.

KOPFSTÜTZE

Aus Sperrholz mit Beschichtung aus PU-Schaum mit hoher Dichte, Polsterung mit atmungsaktiver temperaturregulierter Faser und Bezug aus weißer Baumwolle. Damit die Kopfstütze perfekt an der Sitzfläche anliegt, befindet sich im Band auf Höhe des Sitzkissens ein Gegengewicht. Der Bezug kann auf Wunsch mit Stoff oder Leder aus der Musterkollektion ausgeführt werden. Wenn bei der Bestellung keine Angaben gemacht werden, wird der gleiche Bezug wie für das Sofa verwendet. Rutschfestes Gewebe am Boden des Elements. Komplett abziehbar.

Déhoussage : structure, coussins d'assise et de dossier entièrement déhoussables dans toutes les versions (tissu ou cuir).

Piètements : portants, en aluminium extrudé peint couleur Bronze ou Étain brillant anti-traces de doigt.

Patins glisseurs en polyéthylène de couleur bronze ou noire, selon la finition choisie pour le piètement.

Pour permettre le déhoussage, les éléments dossier/accoudoir et les tablettes (le cas échéant) sont faciles à retirer de leur logement en tournant les poignées prévues à cet effet et situées sous la structure portante. Si nécessaire, cette opération peut également être effectuée pour faciliter le transport et la livraison.

PRÉCISIONS CONCERNANT LA CONFECTION DU REVÊTEMENT

A) Revêtement entièrement en tissu ou en cuir ;

B) Revêtement du piètement en cuir cat. Cuir Nature, coussins d'assise et de dossier en tissu.


Il n'est pas possible de réaliser le piètement de ce produit dans les tissus suivants : Velvet, Gary, Hunt, Kabuki, Kerlin, Leopold, Tibet Square, Timothy.

APPUI-TÊTE

Fabriqué en multiplis recouvert de polyuréthane expansé haute densité, puis de fibre thermocollée respirante doublée de toile de coton blanche. Pour améliorer l'adhérence de l'élément à l'assise, un contrepoids a été inséré à l'intérieur de la bande, au niveau du coussin d'assise. La housse peut être confectionnée au choix dans les tissus ou les cuirs de la collection, elle sera assortie au revêtement du canapé si le choix n'est pas spécifié lors de la commande. Tissu antidérapant sur le bas. Entièrement déhoussable.

BASI BASES

ALLUMINIO LUCIDO POLISHED ALUMINIUM



BRONZO
BRONZE



PELTRO
PEWTER

PIANI D'APPOGGIO TABLE-TOPS

FRASSINO ASH



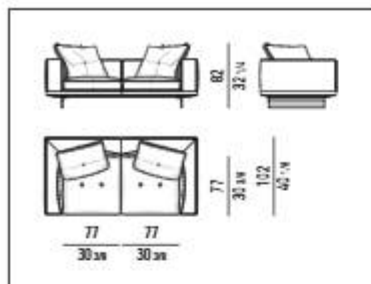
MOKA



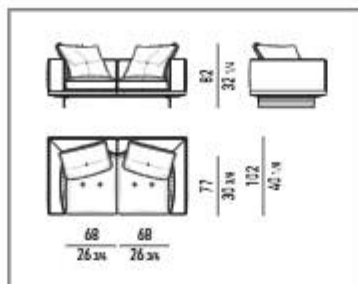
TABACCO
TOBACCO

Minotti

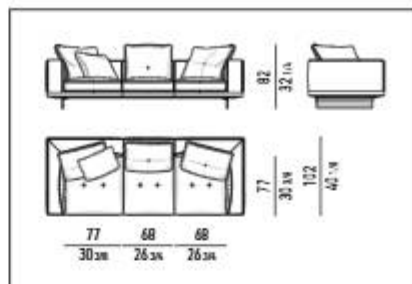
MODULO DI SEDUTA CM 77 SEAT CUSHION CM 77



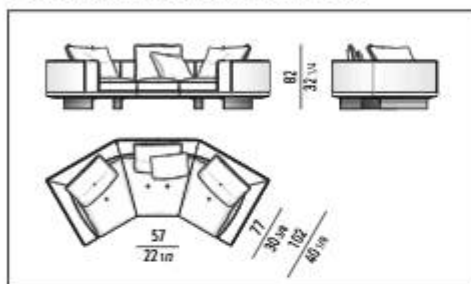
MODULO DI SEDUTA CM 68 SEAT CUSHION CM 68



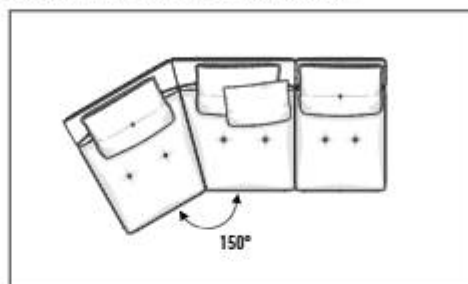
MODULO DI SEDUTA ELEMENTI ANGOLARI CM 68/77 CORNER ELEMENTS SEAT CUSHION CM 68/77



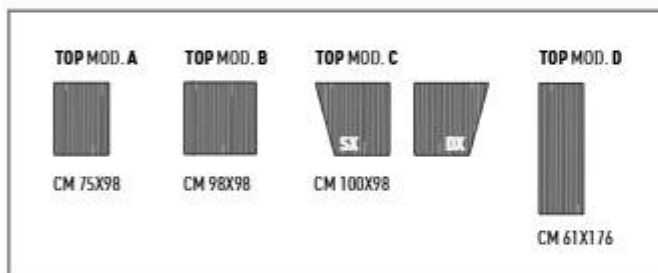
MODULO DI SEDUTA ELEMENTI LOUNGE THEATRE CM 57 LOUNGE THEATRE ELEMENTS SEAT CUSHION CM 57



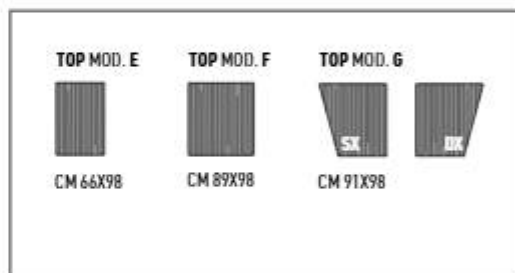
ANGOLO ELEMENTI INCLINATI / LOUNGE THEATRE ANGLE INCLINED ELEMENTS / LOUNGE THEATRE



PIANI D'APPOGGIO PER ELEMENTI CON MODULO DI SEDUTA CM 77 TABLE-TOPS FOR ELEMENTS WITH SEAT CUSHION CM 77



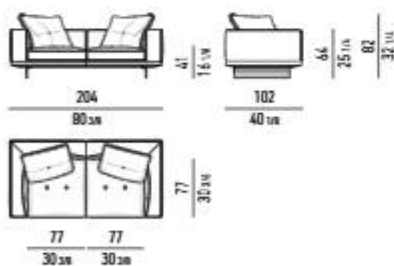
PIANI D'APPOGGIO PER ELEMENTI CON MODULO DI SEDUTA CM 68 TABLE-TOPS FOR ELEMENTS WITH SEAT CUSHION CM 68



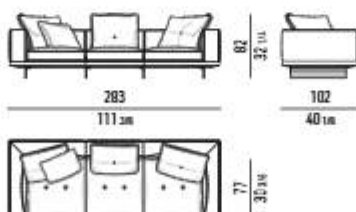
MODULO DI SEDUTA 77 CM | SEAT CUSHION 77 CM

DIVANI | SOFAS

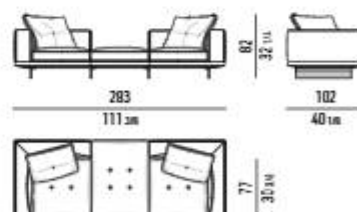
DIVANO CM 204 SOFA CM 204



DIVANO CM 283 SOFA CM 283

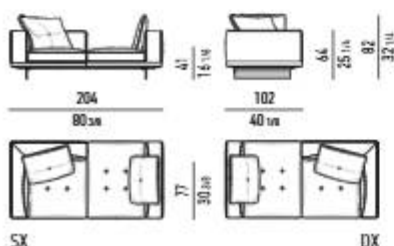


DIVANO OPEN CM 283 OPEN SOFA CM 283

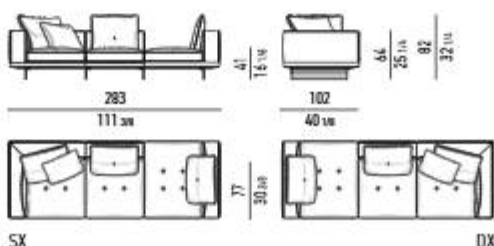


DIVANI DAYBED | DAYBED SOFAS

DIVANO DAYBED CM 204 DAYBED SOFA CM 204

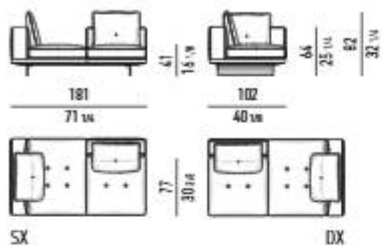


DIVANO DAYBED CM 283 DAYBED SOFA CM 283

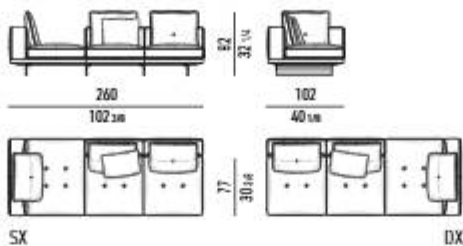


ELEMENTI DAYBED | DAYBED ELEMENTS

ELEMENTO DAYBED CM 181
DAYBED ELEMENT CM 181

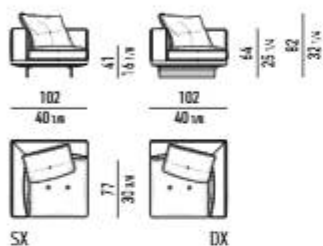


ELEMENTO DAYBED CM 260
DAYBED ELEMENT CM 260

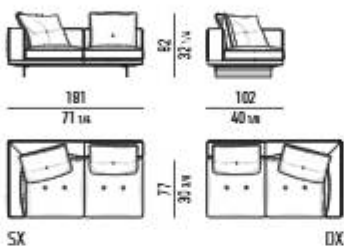


ELEMENTI TERMINALI | ELEMENTS WITH 1 ARMREST

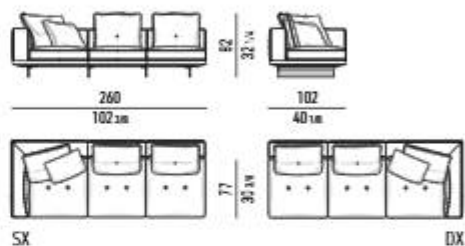
ELEMENTO ANGOLARE TERMINALE CM 102
CORNER ELEMENT WITH 1 ARMREST CM 102



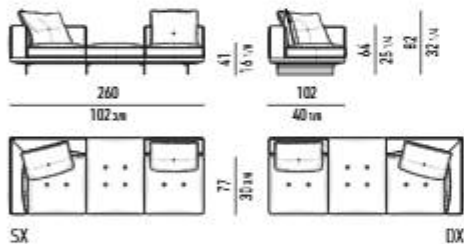
ELEMENTO TERMINALE CM 181
ELEMENT WITH 1 ARMREST CM 181



ELEMENTO TERMINALE CM 260
ELEMENT WITH 1 ARMREST CM 260

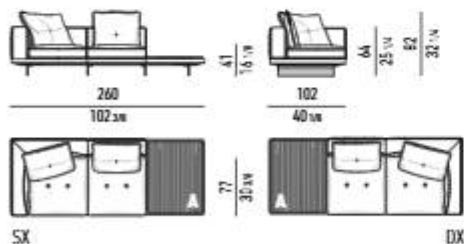


ELEMENTO TERMINALE OPEN CM 260
OPEN ELEMENT WITH 1 ARMREST CM 260

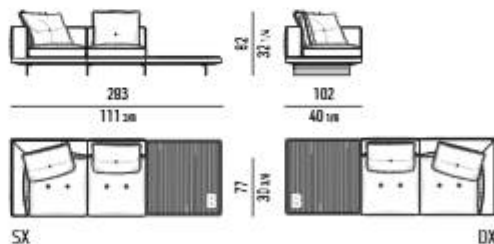


ELEMENTI TERMINALI CON TOP | ELEMENTS WITH 1 ARMREST WITH TOP

ELEMENTO TERMINALE CM 260 CON TOP A
ELEMENT WITH ARMREST CM 260 WITH TOP A

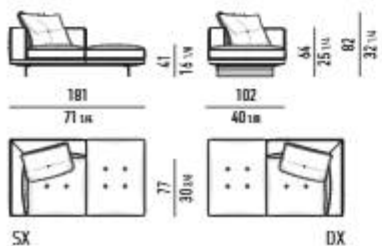


ELEMENTO TERMINALE CM 283 CON TOP B
ELEMENT WITH ARMREST CM 283 WITH TOP B

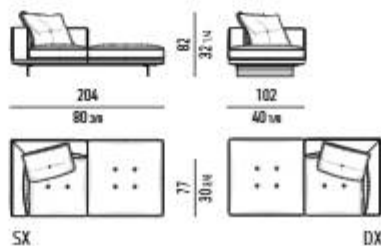


ELEMENTI TERMINALI PENISOLA | OPEN-END ELEMENTS WITH ARMREST

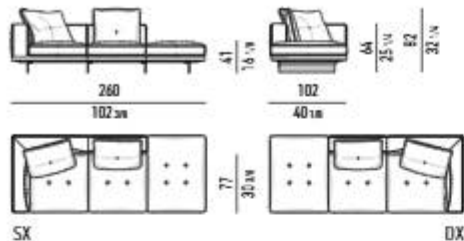
ELEMENTO TERMINALE PENISOLA CM 181
OPEN-END ELEMENT WITH ARMREST CM 181



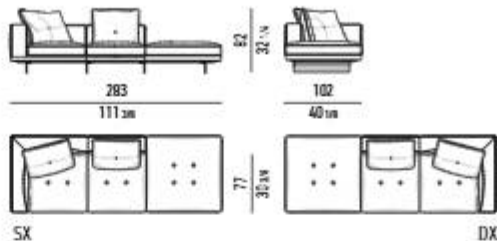
ELEMENTO TERMINALE PENISOLA CM 204
OPEN-END ELEMENT WITH ARMREST CM 204



ELEMENTO TERMINALE PENISOLA CM 260 OPEN-END ELEMENT WITH ARMREST CM 260

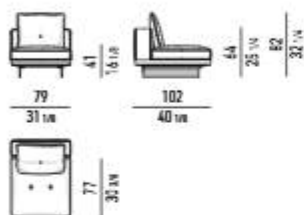


ELEMENTO TERMINALE PENISOLA CM 283 OPEN-END ELEMENT WITH ARMREST CM 283

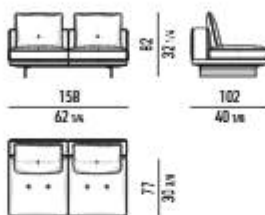


ELEMENTI CENTRALI | CENTRAL ELEMENTS

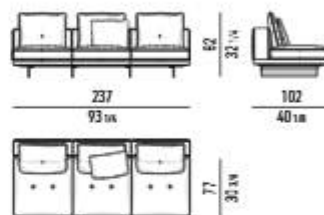
ELEMENTO CENTRALE CM 79 CENTRAL ELEMENT CM 79



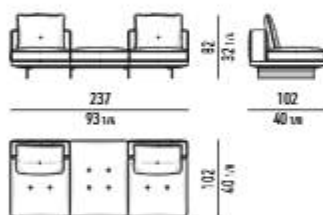
ELEMENTO CENTRALE CM 158 CENTRAL ELEMENT CM 158



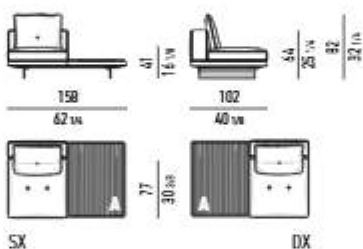
ELEMENTO CENTRALE CM 237 CENTRAL ELEMENT CM 237



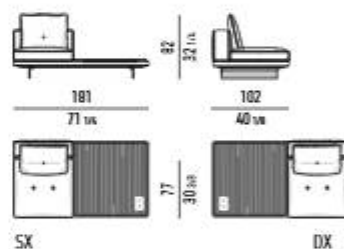
ELEMENTO CENTRALE OPEN CM 237 OPEN CENTRAL ELEMENT CM 237



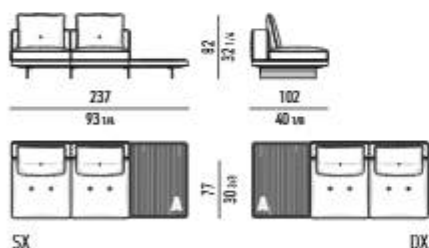
ELEMENTO CENTRALE CM 158 CON TOP A CENTRAL ELEMENT CM 158 WITH TOP A



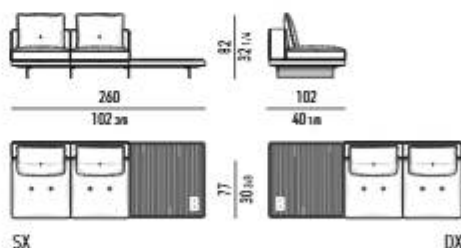
ELEMENTO CENTRALE CM 181 CON TOP B CENTRAL ELEMENT CM 181 WITH TOP B



ELEMENTO CENTRALE CM 237 CON TOP A CENTRAL ELEMENT CM 237 WITH TOP A

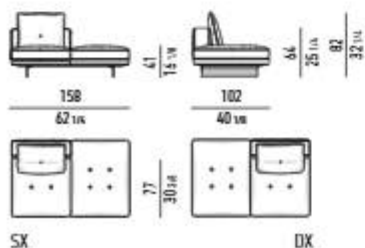


ELEMENTO CENTRALE CM 260 CON TOP B CENTRAL ELEMENT CM 260 WITH TOP B

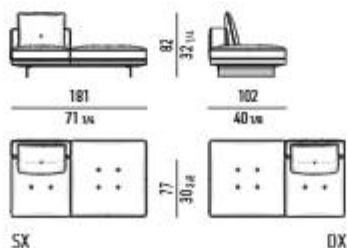


ELEMENTI PENISOLA | OPEN-END ELEMENTS

ELEMENTO PENISOLA CM 158 OPEN-END ELEMENT CM 158

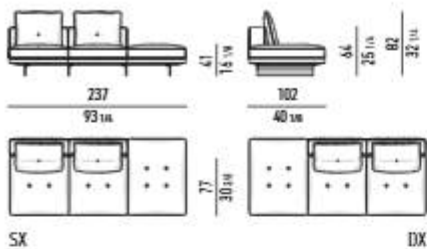


ELEMENTO PENISOLA CM 181 OPEN-END ELEMENT CM 181

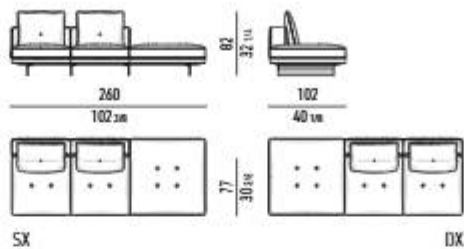


Minotti

ELEMENTO PENISOLA CM 237 OPEN-END ELEMENT CM 237

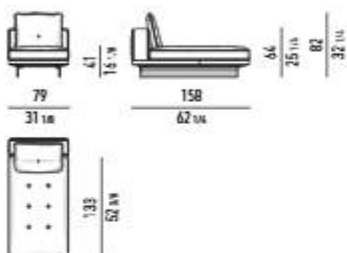


ELEMENTO PENISOLA CM 260 OPEN-END ELEMENT CM 260

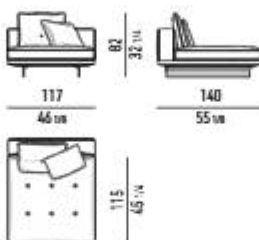


COUCHES

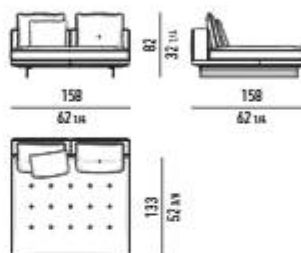
COUCH CM 79X158 COUCH CM 79X158



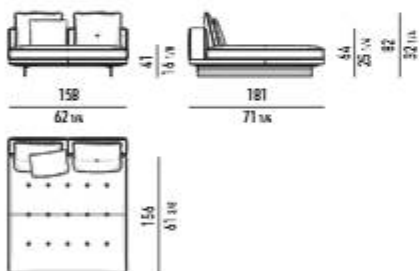
COUCH CM 117X140 - SCHIENALE UNICO COUCH CM 117X140 - SINGLE BACKREST



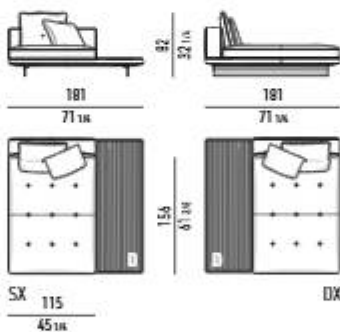
DOPPIO COUCH CM 158X158 DOUBLE COUCH CM 158X158



DOPPIO COUCH CM 158X181 DOUBLE COUCH CM 158X181

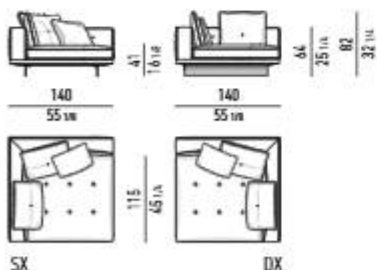


COUCH CM 181X181 CON TOP D COUCH CM 181X181 WITH TOP D

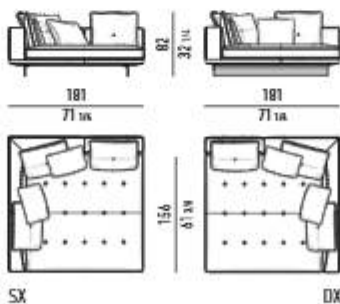


CHAISE-LONGUES

CHAISE-LONGUE CM 140X140 - SCHIENALE UNICO CHAISE-LONGUE CM 140X140 - SINGLE BACKREST

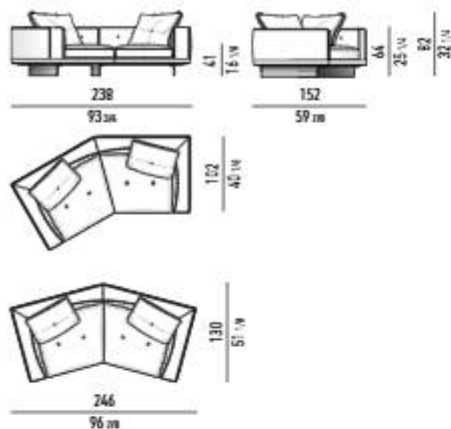


CHAISE-LONGUE CM 181X181 CHAISE-LONGUE CM 181X181

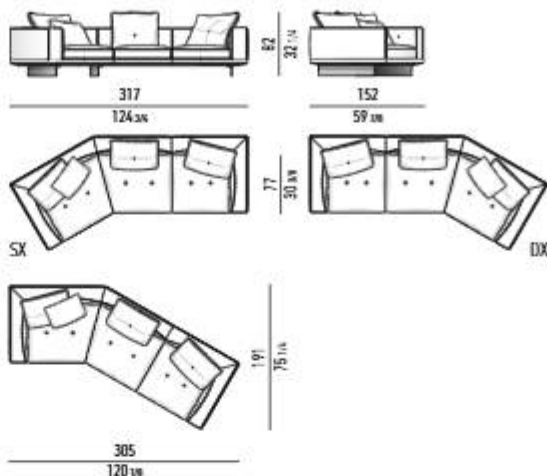


DIVANI INCLINATI | INCLINED SOFAS

DIVANO INCLINATO CM 238X152
INCLINED SOFA CM 238X152

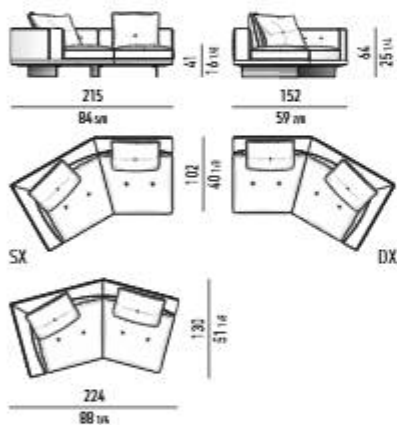


DIVANO INCLINATO CM 317X152
INCLINED SOFA CM 317X152

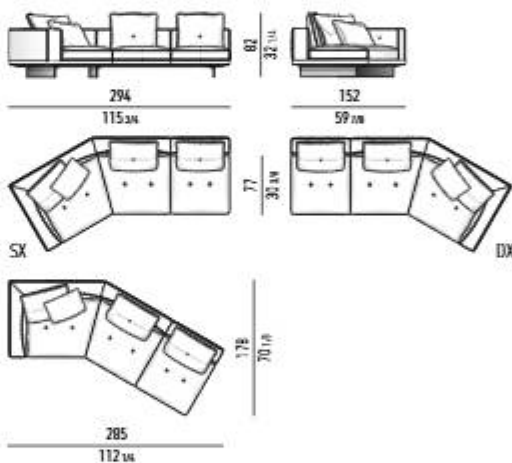


ELEMENTI TERMINALI INCLINATI | INCLINED ELEMENTS WITH ARMREST

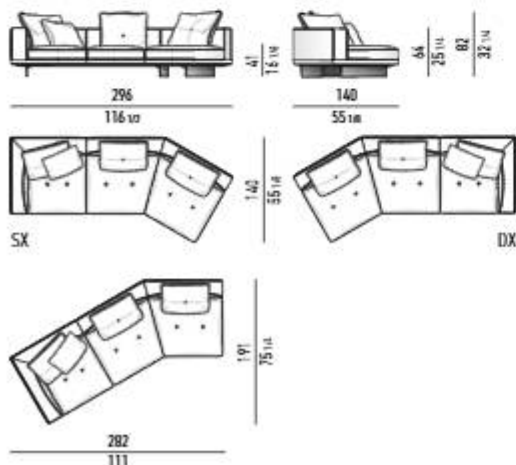
ELEMENTO TERMINALE INCLINATO CM 215X152
INCLINED ELEMENT WITH ARMREST CM 215X152



ELEMENTO TERMINALE INCLINATO CM 294X152
INCLINED ELEMENT WITH ARMREST CM 294X152

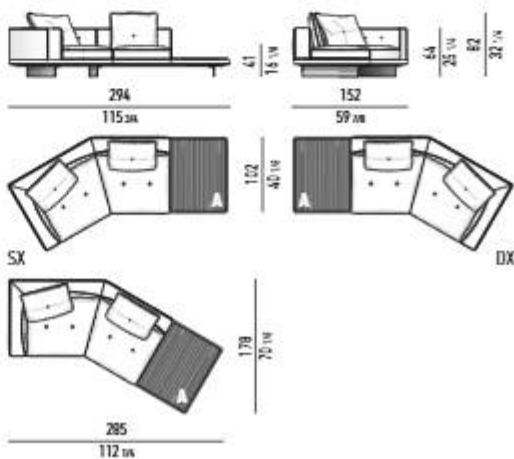


ELEMENTO TERMINALE INCLINATO CM 296X140
INCLINED ELEMENT WITH ARMREST CM 296X140

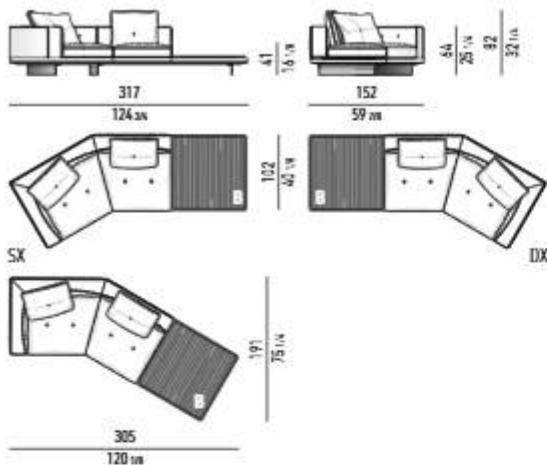


ELEMENTI TERMINALI INCLINATI CON TOP | INCLINED ELEMENTS WITH ARMREST AND TOP

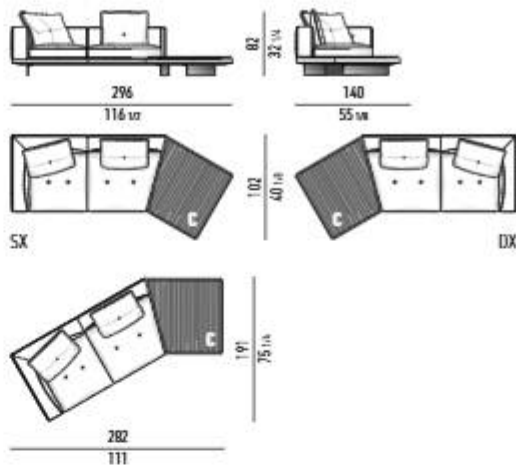
ELEMENTO TERMINALE INCLINATO CM 294X152 CON TOP A
INCLINED ELEMENT WITH ARMREST CM 294X152 WITH TOP A



ELEMENTO TERMINALE INCLINATO CM 317X152 CON TOP B
INCLINED ELEMENT WITH ARMREST CM 317X152 WITH TOP B

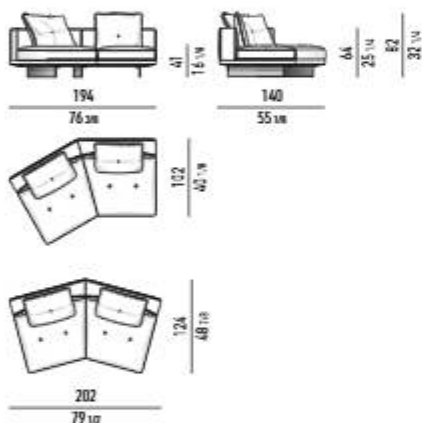


ELEMENTO TERMINALE INCLINATO CM 296X140 CON TOP C
INCLINED ELEMENT WITH ARMREST CM 296X140 WITH TOP C

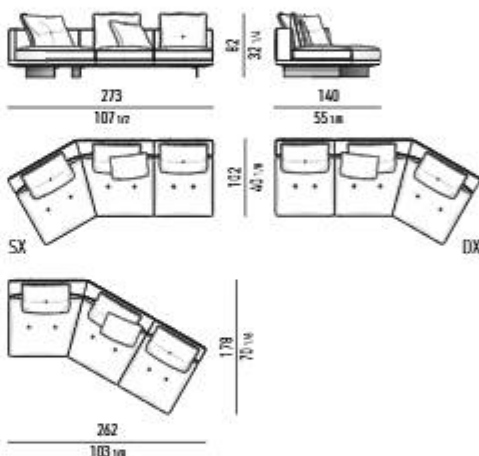


ELEMENTI CENTRALI INCLINATI | INCLINED CENTRAL ELEMENTS

ELEMENTO CENTRALE INCLINATO CM 194X140
INCLINED CENTRAL ELEMENT CM 194X140

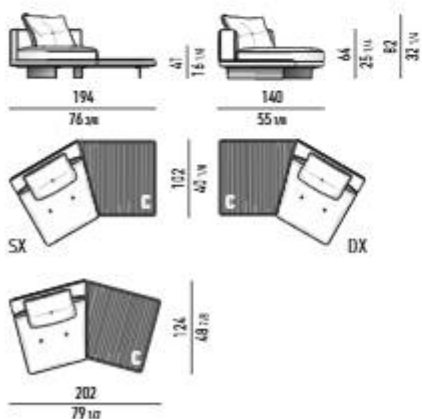


ELEMENTO CENTRALE INCLINATO CM 273X140
INCLINED CENTRAL ELEMENT CM 273X140

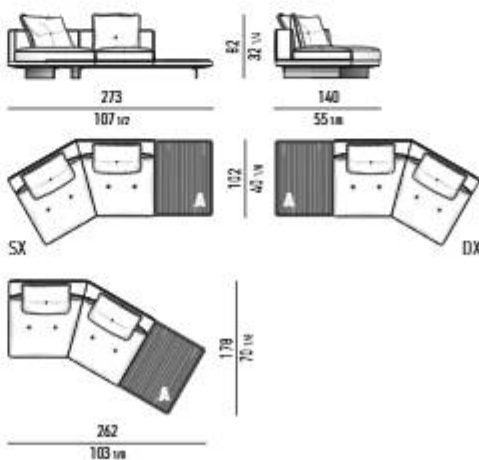


ELEMENTI CENTRALI INCLINATI CON TOP | INCLINED CENTRAL ELEMENTS WITH TOP

ELEMENTO CENTRALE INCLINATO CM 194X140 CON TOP C
INCLINED CENTRAL ELEMENT CM 194X140 WITH TOP C

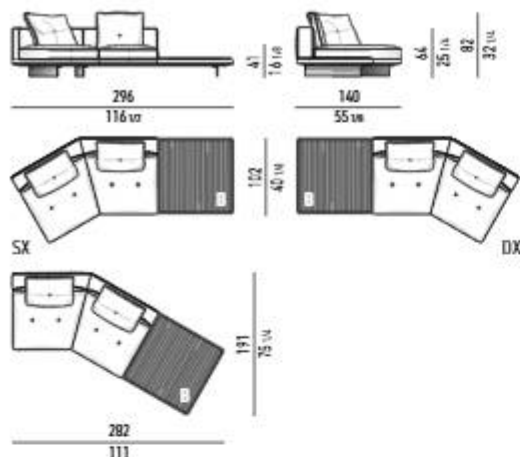


ELEMENTO CENTRALE INCLINATO CM 273X140 CON TOP A
INCLINED CENTRAL ELEMENT CM 273X140 WITH TOP A

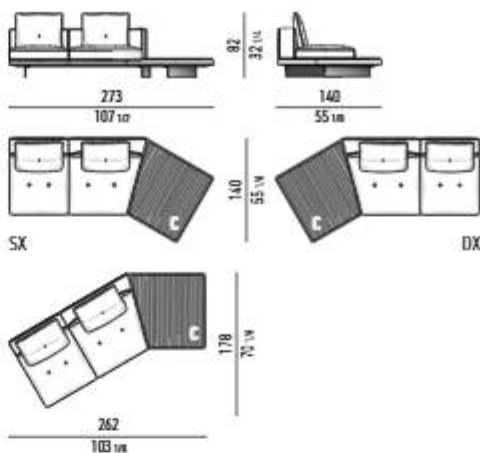


Minotti

ELEMENTO CENTRALE INCLINATO CM 296X140 CON TOP B INCLINED CENTRAL ELEMENT CM 296X140 WITH TOP B



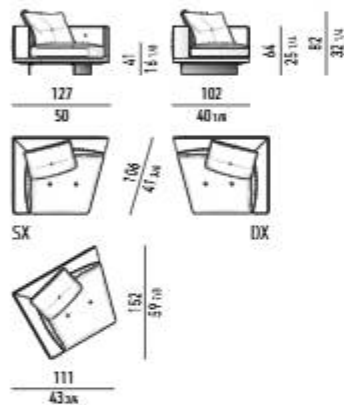
ELEMENTO CENTRALE INCLINATO CM 273X140 CON TOP C INCLINED CENTRAL ELEMENT CM 273X140 WITH TOP C



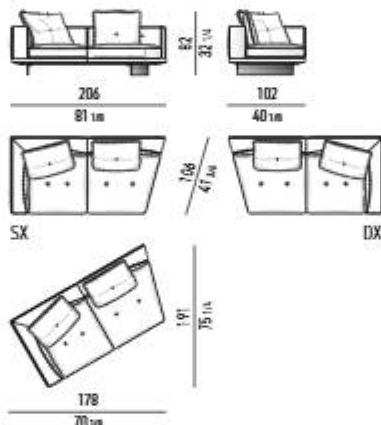
ELEMENTI "THEATRE" | "THEATRE" ELEMENTS *

* N.B.: IL LATO CON MISURA INDICATA 106 CM PUÒ ESSERE UTILIZZATO SOLO IN COMPOSIZIONE CON ALTRI ELEMENTI THEATRE.
N.B.: THE 106 CM SIDE CAN BE USED TO JOIN ONLY OTHER THEATRE ELEMENTS.

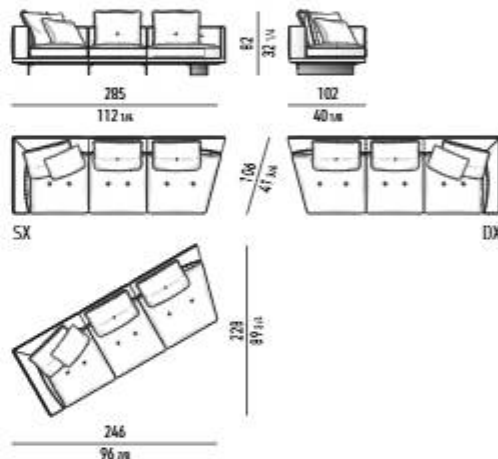
ELEMENTO TERMINALE THEATRE CM 127 THEATRE ELEMENT WITH 1 ARMREST CM 127



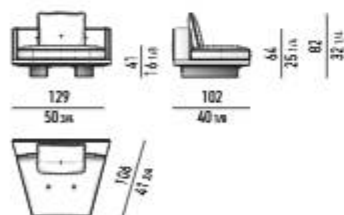
ELEMENTO TERMINALE THEATRE CM 206 THEATRE ELEMENT WITH 1 ARMREST CM 206



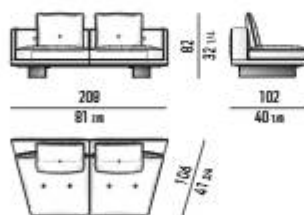
ELEMENTO TERMINALE THEATRE CM 285 THEATRE ELEMENT WITH 1 ARMREST CM 285



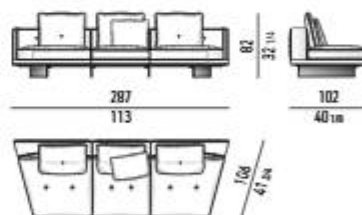
ELEMENTO CENTRALE SIMMETRICO THEATRE CM 129 THEATRE SYMMETRICAL CENTRAL ELEMENT CM 129



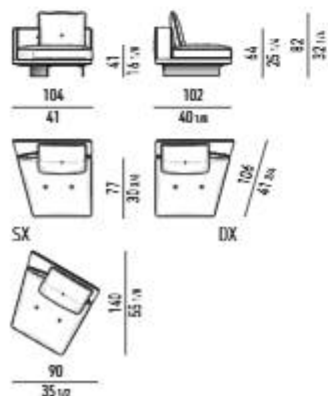
ELEMENTO CENTRALE SIMMETRICO THEATRE CM 208 THEATRE SYMMETRICAL CENTRAL ELEMENT CM 208



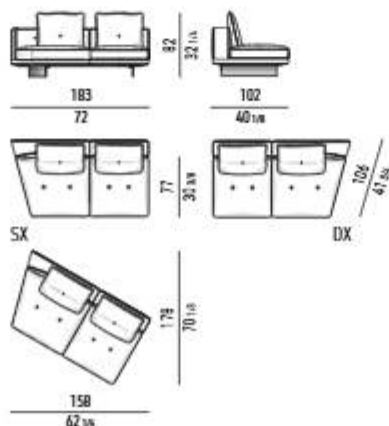
ELEMENTO CENTRALE SIMMETRICO THEATRE CM 287 THEATRE SYMMETRICAL CENTRAL ELEMENT CM 287



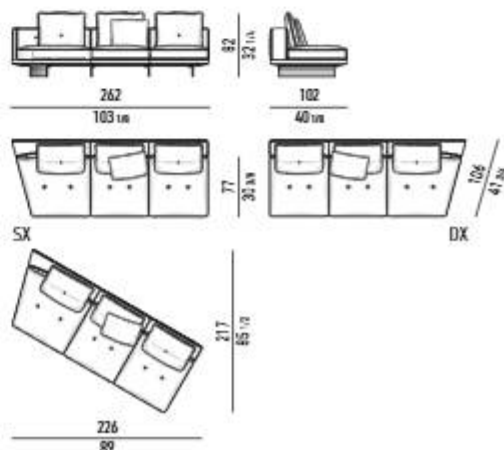
ELEMENTO CENTRALE ASIMMETRICO THEATRE CM 104 THEATRE ASYMMETRICAL CENTRAL ELEMENT CM 104



ELEMENTO CENTRALE ASIMMETRICO THEATRE CM 183 THEATRE ASYMMETRICAL CENTRAL ELEMENT CM 183

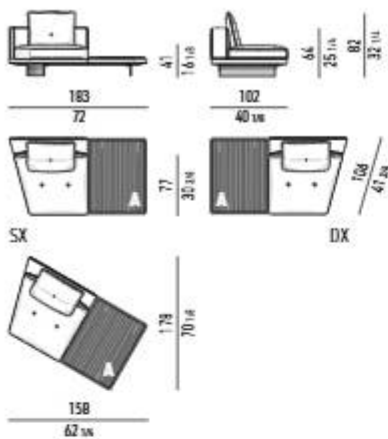


ELEMENTO CENTRALE ASIMMETRICO THEATRE CM 262 THEATRE ASYMMETRICAL CENTRAL ELEMENT CM 262

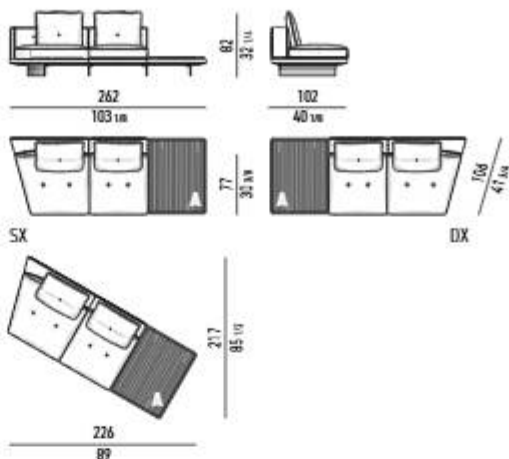


Minotti

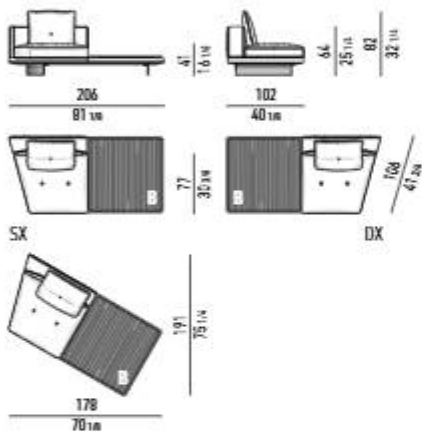
ELEMENTO CENTRALE ASIMMETRICO THEATRE CM 183 CON TOP A THEATRE ASYMMETRICAL CENTRAL ELEMENT CM 183 WITH TOP A



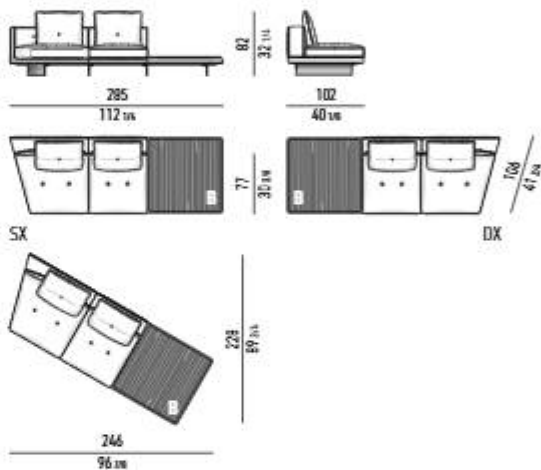
ELEMENTO CENTRALE ASIMMETRICO THEATRE CM 262 CON TOP A THEATRE ASYMMETRICAL CENTRAL ELEMENT CM 262 WITH TOP A



ELEMENTO CENTRALE ASIMMETRICO THEATRE CM 206 CON TOP B THEATRE ASYMMETRICAL CENTRAL ELEMENT CM 206 WITH TOP B



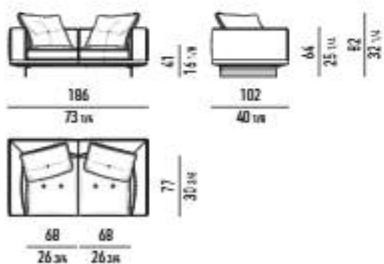
ELEMENTO CENTRALE ASIMMETRICO THEATRE CM 285 CON TOP B THEATRE ASYMMETRICAL CENTRAL ELEMENT CM 285 WITH TOP B



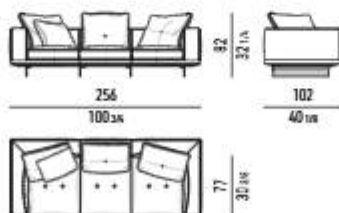
MODULO DI SEDUTA 68 CM | SEAT CUSHION 68 CM

DIVANI | SOFAS

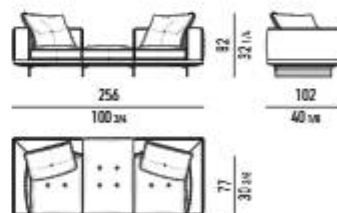
DIVANO CM 186 SOFA CM 186



DIVANO CM 256 SOFA CM 256

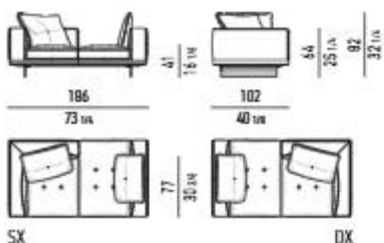


DIVANO OPEN CM 256 OPEN SOFA CM 256

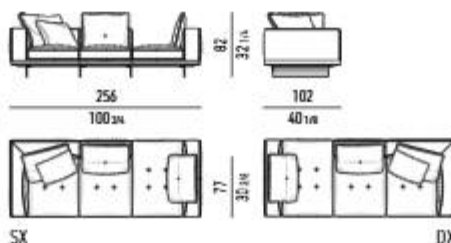


DIVANI DAYBED | DAYBED SOFAS

DIVANO DAYBED CM 186 DAYBED SOFA CM 186



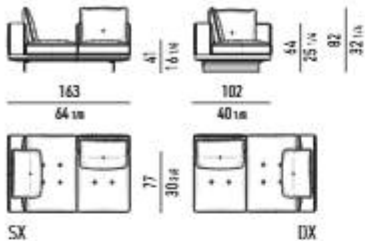
DIVANO DAYBED CM 256 DAYBED SOFA CM 256



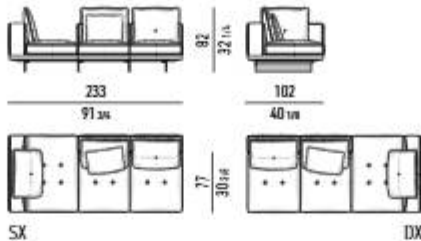
Minotti

ELEMENTI DAYBED | DAYBED ELEMENTS

ELEMENTO DAYBED CM 163
DAYBED ELEMENT CM 163

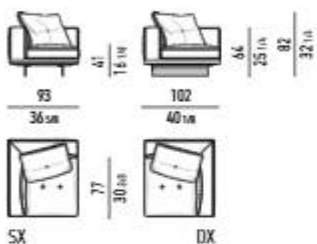


ELEMENTO DAYBED CM 233
DAYBED ELEMENT CM 233

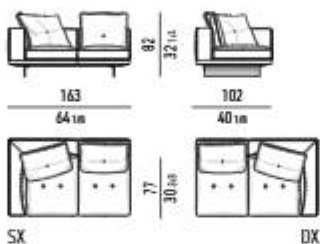


ELEMENTI TERMINALI | ELEMENTS WITH 1 ARMREST

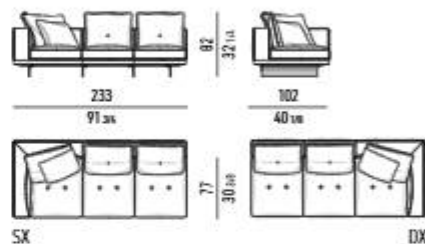
ELEMENTO TERMINALE CM 93
ELEMENT WITH 1 ARMREST CM 93



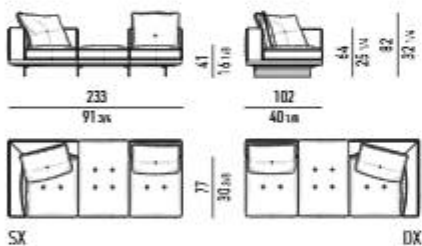
ELEMENTO TERMINALE CM 163
ELEMENT WITH 1 ARMREST CM 163



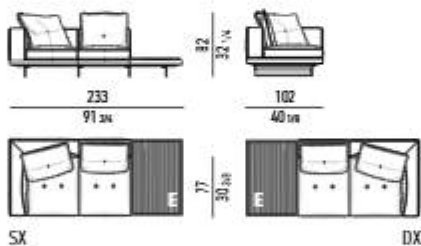
ELEMENTO TERMINALE CM 233
ELEMENT WITH 1 ARMREST CM 233



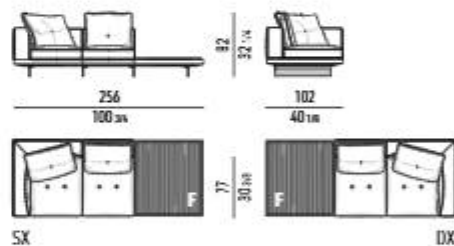
ELEMENTO TERMINALE OPEN CM 233
OPEN ELEMENT WITH ARMREST CM 233



ELEMENTO TERMINALE CM 233 CON TOP E
ELEMENT WITH 1 ARMREST CM 233 WITH TOP E

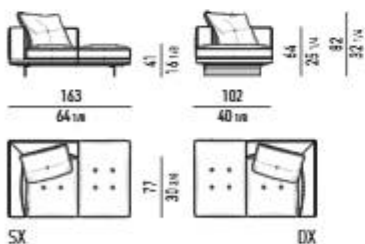


ELEMENTO TERMINALE CM 256 CON TOP F
ELEMENT WITH 1 ARMREST CM 256 WITH TOP F

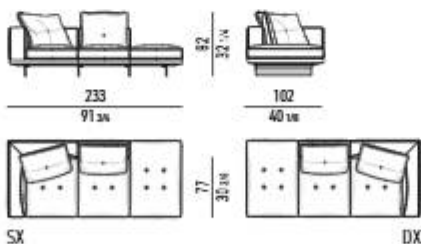


ELEMENTI TERMINALI PENISOLA | OPEN-END ELEMENTS WITH ARMREST

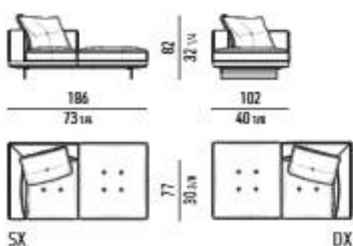
ELEMENTO TERMINALE PENISOLA CM 163
OPEN-END ELEMENT WITH ARMREST CM 163



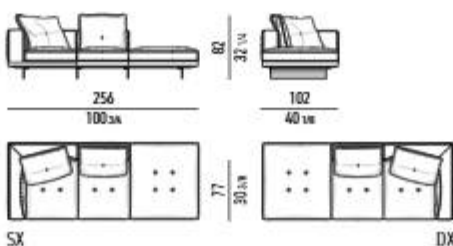
ELEMENTO TERMINALE PENISOLA CM 233
OPEN-END ELEMENT WITH ARMREST CM 233



ELEMENTO TERMINALE PENISOLA CM 186
OPEN-END ELEMENT WITH ARMREST CM 186

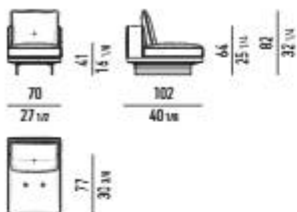


ELEMENTO TERMINALE PENISOLA CM 256
OPEN-END ELEMENT WITH ARMREST CM 256

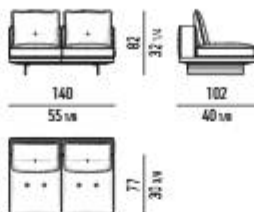


ELEMENTI CENTRALI | CENTRAL ELEMENTS

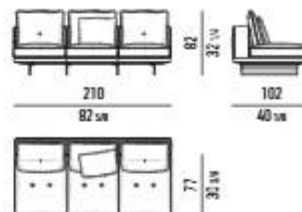
ELEMENTO CENTRALE CM 70
CENTRAL ELEMENT CM 70



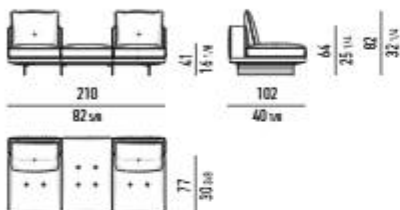
ELEMENTO CENTRALE CM 140
CENTRAL ELEMENT CM 140



ELEMENTO CENTRALE CM 210
CENTRAL ELEMENT CM 210

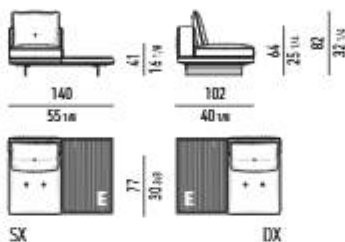


ELEMENTO CENTRALE OPEN CM 210
OPEN CENTRAL ELEMENT CM 210

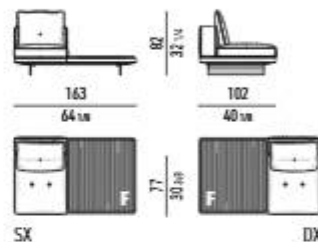


ELEMENTI CENTRALI CON TOP | CENTRAL ELEMENTS WITH TOP

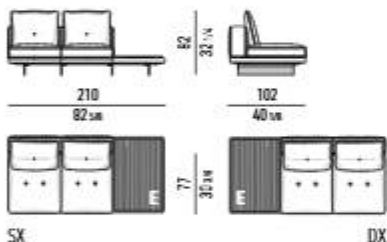
ELEMENTO CENTRALE CM 140 CON TOP E
CENTRAL ELEMENT CM 140 WITH TOP E



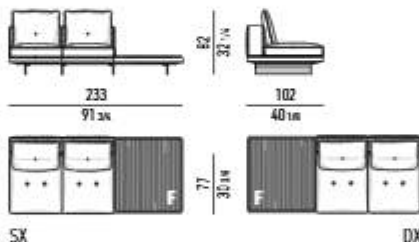
ELEMENTO CENTRALE CM 163 CON TOP F
CENTRAL ELEMENT CM 163 WITH TOP F



ELEMENTO CENTRALE CM 210 CON TOP E
CENTRAL ELEMENT CM 210 WITH TOP E

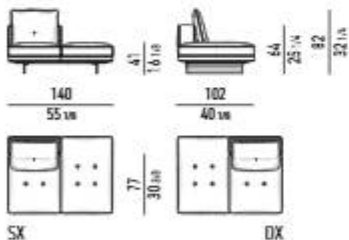


ELEMENTO CENTRALE CM 233 CON TOP F
CENTRAL ELEMENT CM 233 WITH TOP F

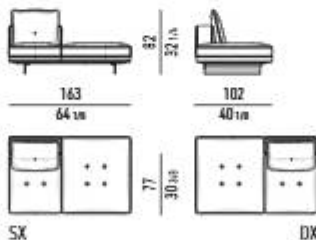


ELEMENTI PENISOLA | OPEN-END ELEMENTS

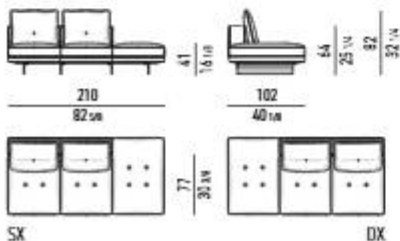
ELEMENTO PENISOLA CM 140
OPEN-END ELEMENT CM 140



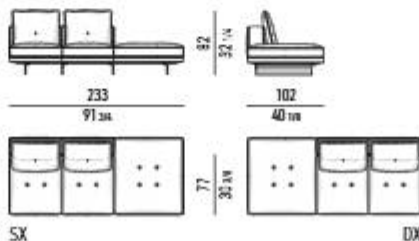
ELEMENTO PENISOLA CM 163
OPEN-END ELEMENT CM 163



ELEMENTO PENISOLA CM 210
OPEN-END ELEMENT CM 210



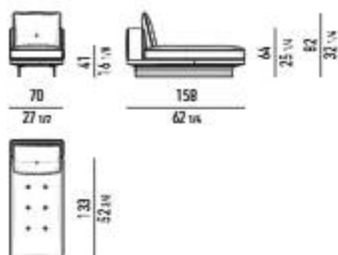
ELEMENTO PENISOLA CM 233
OPEN-END ELEMENT CM 233



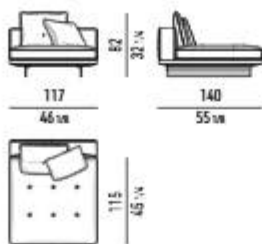
Minotti

COUCHES

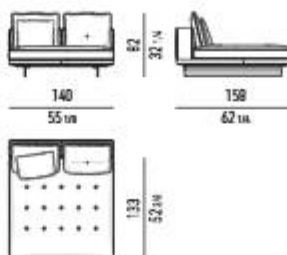
COUCH CM 70X158
COUCH CM 70X158



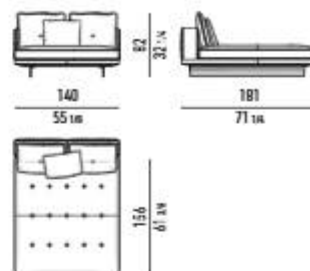
COUCH CM 117X140 - SCHIENALE UNICO
COUCH CM 117X140 - SINGLE BACKREST



DOPPIO COUCH CM 140X158
DOUBLE COUCH CM 140X158

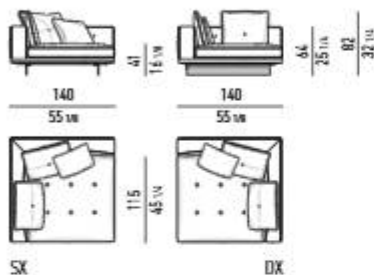


DOPPIO COUCH CM 140X181
DOUBLE COUCH CM 140X181



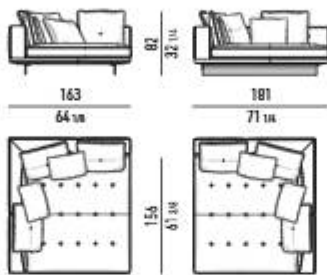
CHAISE-LONGUES

CHAISE-LONGUE CM 140X140 - SCHIENALE UNICO
CHAISE-LONGUE CM 140X140 - SINGLE BACKREST



SX DX

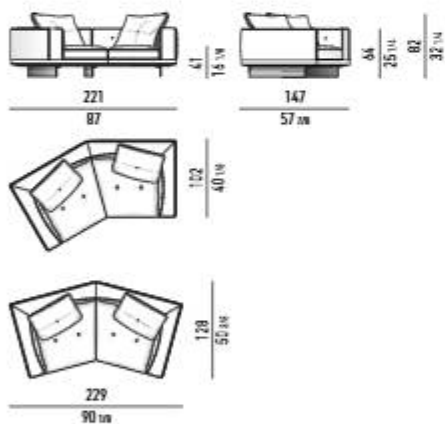
CHAISE-LONGUE CM 163X181
CHAISE-LONGUE CM 163X181



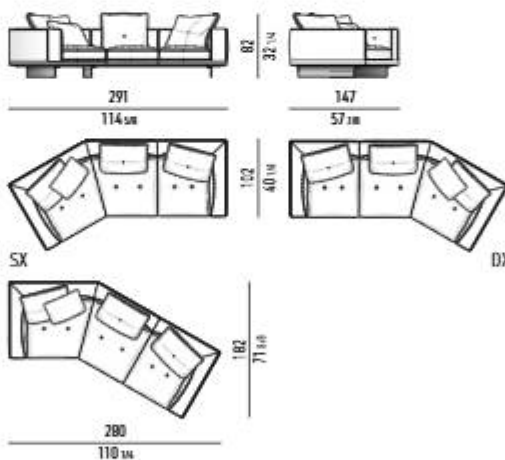
SX DX

DIVANI INCLINATI | INCLINED SOFAS

DIVANO INCLINATO CM 221X147
INCLINED SOFA CM 221X147

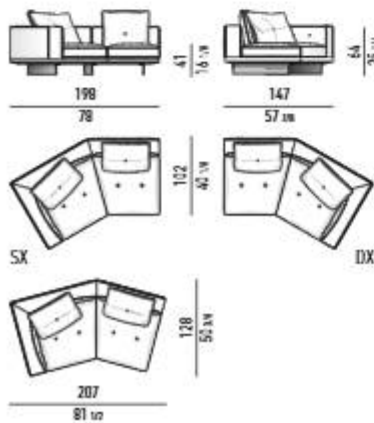


DIVANO INCLINATO CM 291X147
INCLINED SOFA CM 291X147

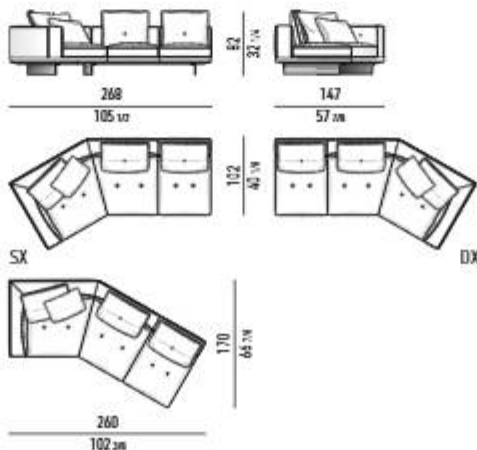


ELEMENTI TERMINALI INCLINATI | INCLINED ELEMENTS WITH ARMREST

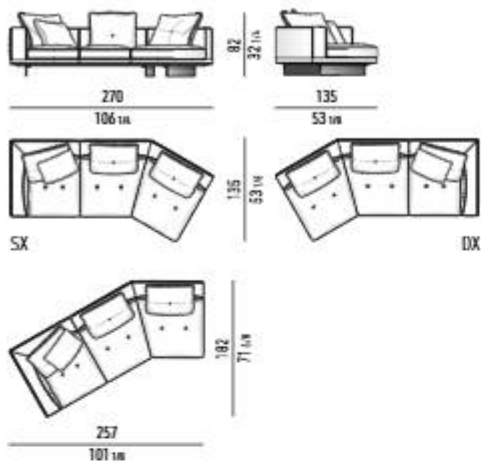
ELEMENTO TERMINALE INCLINATO CM 198X147
INCLINED ELEMENT WITH ARMREST CM 198X147



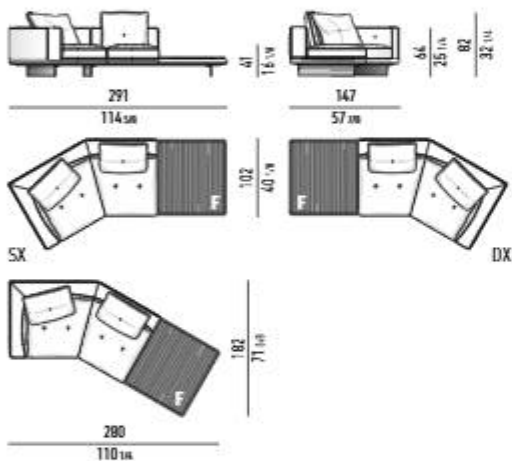
ELEMENTO TERMINALE INCLINATO CM 268X147
INCLINED ELEMENT WITH ARMREST CM 268X147



ELEMENTO TERMINALE INCLINATO CM 270X135 INCLINED ELEMENT WITH ARMREST CM 270X135

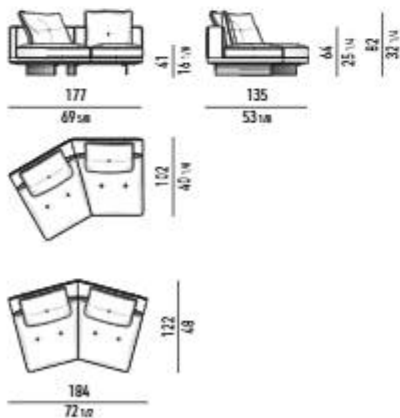


ELEMENTO TERMINALE INCLINATO CM 291X147 CON TOP F INCLINED ELEMENT WITH ARMREST CM 291X147 WITH TOP F



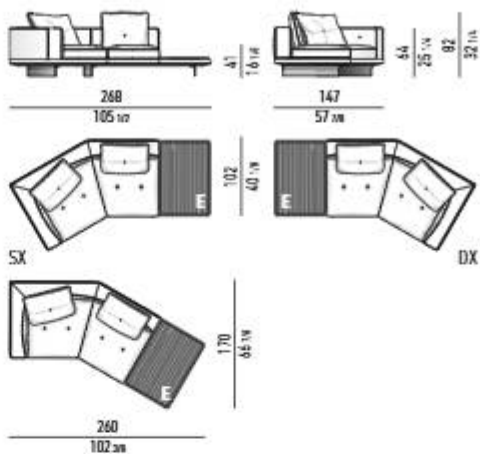
ELEMENTI CENTRALI INCLINATI | INCLINED CENTRAL ELEMENTS

ELEMENTO CENTRALE INCLINATO CM 177X135 INCLINED CENTRAL ELEMENT CM 177X135

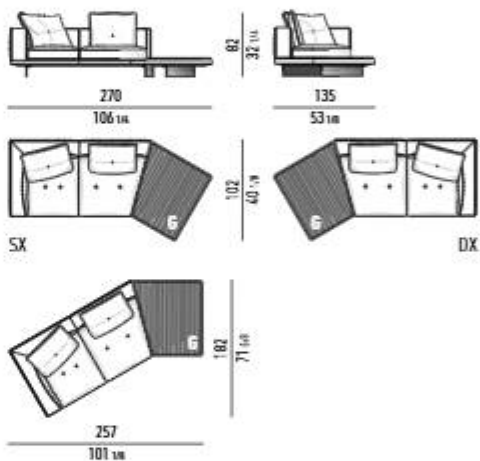


ELEMENTI TERMINALI INCLINATI CON TOP | INCLINED ELEMENTS WITH ARMREST AND TOP

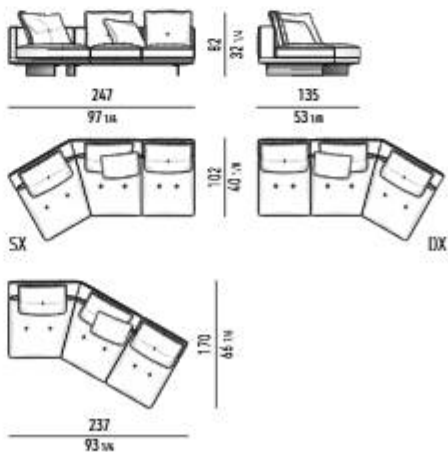
ELEMENTO TERMINALE INCLINATO CM 268X147 CON TOP E INCLINED ELEMENT WITH ARMREST CM 268X147 WITH TOP E



ELEMENTO TERMINALE INCLINATO CM 270X135 CON TOP G INCLINED ELEMENT WITH ARMREST CM 270X135 WITH TOP G

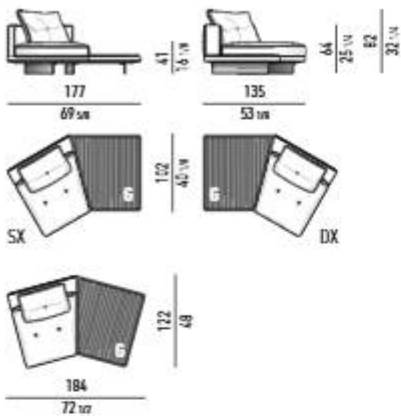


ELEMENTO CENTRALE INCLINATO CM 247X135 INCLINED CENTRAL ELEMENT CM 247X135

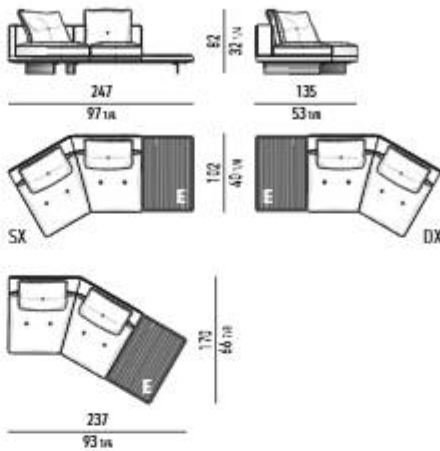


ELEMENTI CENTRALI INCLINATI CON TOP | INCLINED CENTRAL ELEMENTS WITH TOP

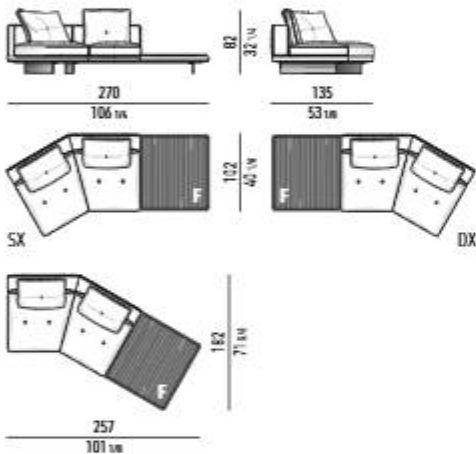
ELEMENTO CENTRALE INCLINATO CM 177X135 CON TOP G
INCLINED CENTRAL ELEMENT CM 177X135 WITH TOP G



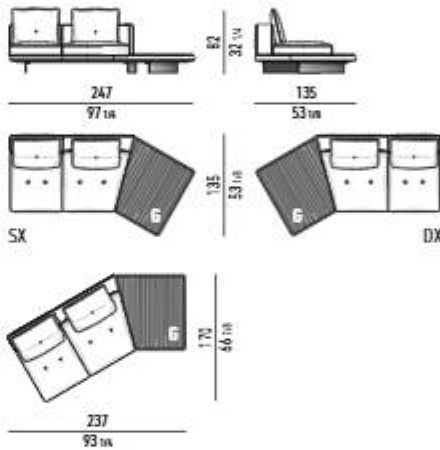
ELEMENTO CENTRALE INCLINATO CM 247X135 CON TOP E
INCLINED CENTRAL ELEMENT CM 247X135 WITH TOP E



ELEMENTO CENTRALE INCLINATO CM 270X135 CON TOP F
INCLINED CENTRAL ELEMENT CM 270X135 WITH TOP F



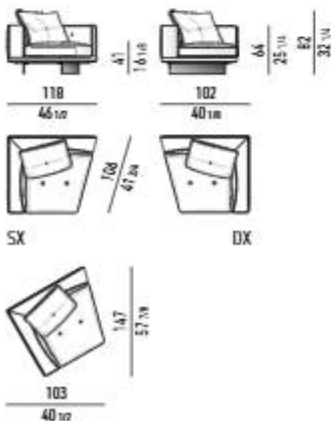
ELEMENTO CENTRALE INCLINATO CM 247X135 CON TOP G
INCLINED CENTRAL ELEMENT CM 247X135 WITH TOP G



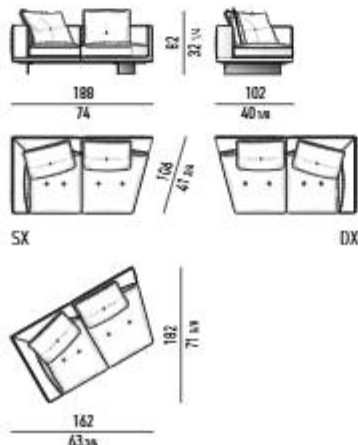
ELEMENTI "THEATRE" | "THEATRE" ELEMENTS *

* N.B.: IL LATO CON MISURA INDICATA 106 CM PUÒ ESSERE UTILIZZATO SOLO IN COMPOSIZIONE CON ALTRI ELEMENTI THEATRE.
N.B.: THE 106 CM SIDE CAN BE USED TO JOIN ONLY OTHER THEATRE ELEMENTS.

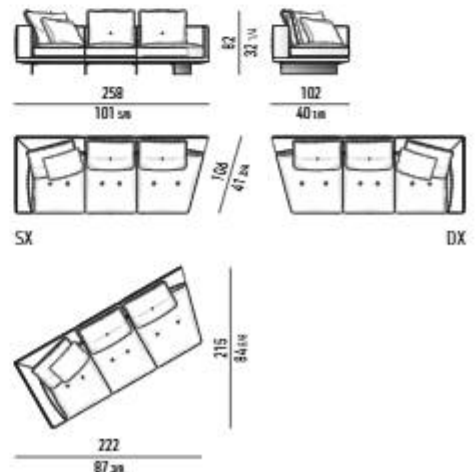
ELEMENTO TERMINALE THEATRE CM 118
THEATRE ELEMENT WITH 1 ARMREST CM 118



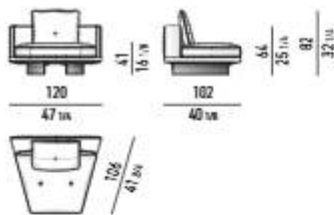
ELEMENTO TERMINALE THEATRE CM 188
THEATRE ELEMENT WITH 1 ARMREST CM 188



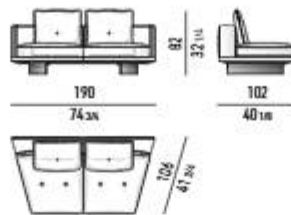
ELEMENTO TERMINALE THEATRE CM 258
THEATRE ELEMENT WITH 1 ARMREST CM 258



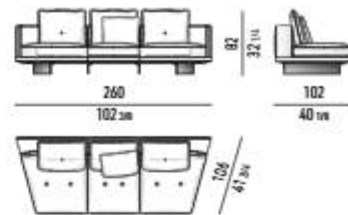
ELEMENTO CENTRALE SIMMETRICO **THEATRE CM 120**
THEATRE SYMMETRICAL CENTRAL ELEMENT CM 120



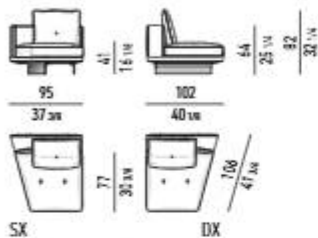
ELEMENTO CENTRALE SIMMETRICO **THEATRE CM 190**
THEATRE SYMMETRICAL CENTRAL ELEMENT CM 190



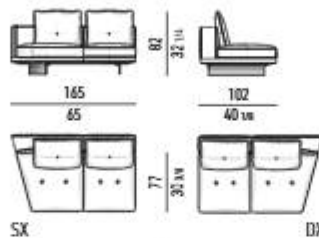
ELEMENTO CENTRALE SIMMETRICO **THEATRE CM 260**
THEATRE SYMMETRICAL CENTRAL ELEMENT CM 260



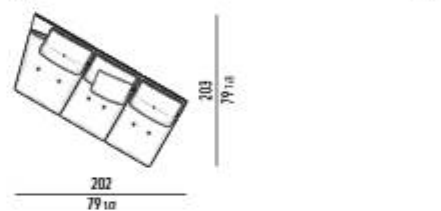
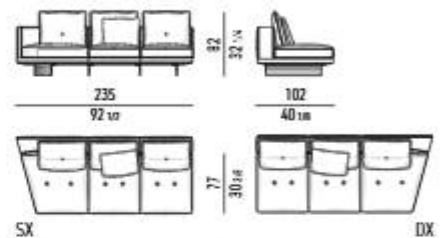
ELEMENTO CENTRALE ASIMMETRICO **THEATRE CM 95**
THEATRE ASYMMETRICAL CENTRAL ELEMENT CM 95



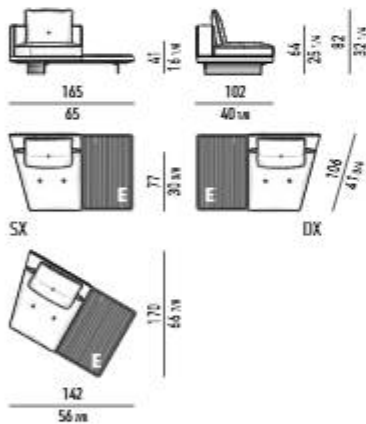
ELEMENTO CENTRALE ASIMMETRICO **THEATRE CM 165**
THEATRE ASYMMETRICAL CENTRAL ELEMENT CM 165



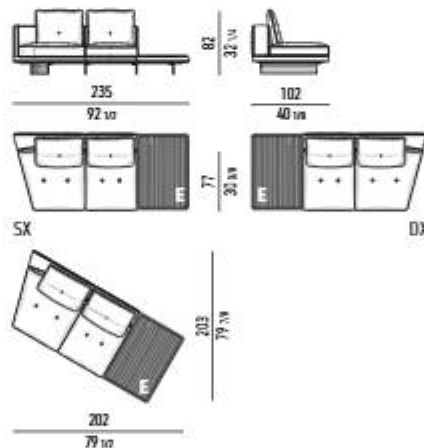
ELEMENTO CENTRALE ASIMMETRICO **THEATRE CM 235**
THEATRE ASYMMETRICAL CENTRAL ELEMENT CM 235



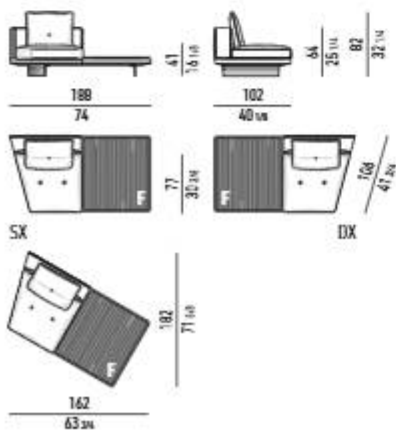
ELEMENTO CENTRALE ASIMMETRICO **THEATRE CM 165 CON TOP E**
THEATRE ASYMMETRICAL CENTRAL ELEMENT CM 165 WITH TOP E



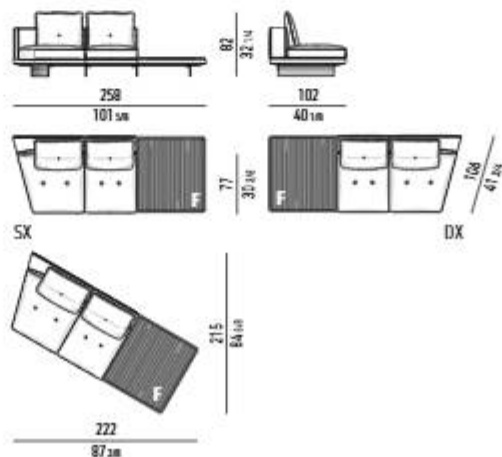
ELEMENTO CENTRALE ASIMMETRICO **THEATRE CM 235 CON TOP E**
THEATRE ASYMMETRICAL CENTRAL ELEMENT CM 235 WITH TOP E



ELEMENTO CENTRALE ASIMMETRICO **THEATRE CM 188 CON TOP F**
THEATRE ASYMMETRICAL CENTRAL ELEMENT CM 188 WITH TOP F



ELEMENTO CENTRALE ASIMMETRICO **THEATRE CM 258 CON TOP F**
THEATRE ASYMMETRICAL CENTRAL ELEMENT CM 258 WITH TOP F

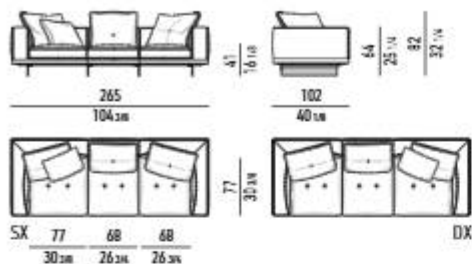


Minotti

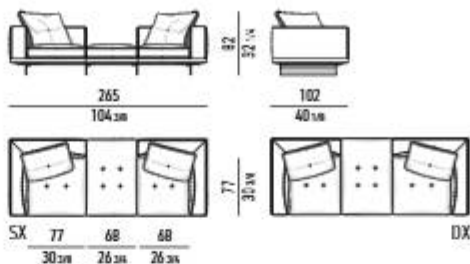
ELEMENTI ANGOLARI | CORNER ELEMENTS

DIVANI ANGOLARI | CORNER SOFAS

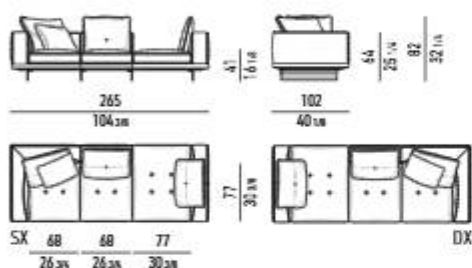
DIVANO ANGOLARE CM 265
CORNER SOFA CM 265



DIVANO ANGOLARE OPEN CM 265
CORNER OPEN SOFA CM 265

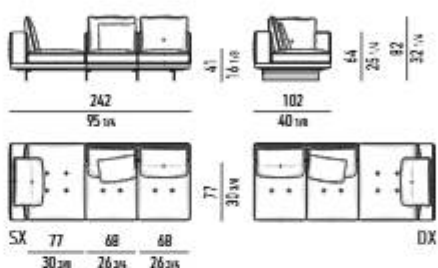


DIVANO ANGOLARE DAYBED CM 265
CORNER DAYBED SOFA CM 265



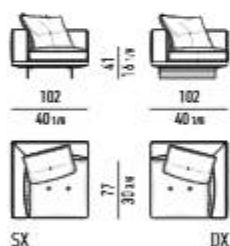
ELEMENTO ANGOLARE DAYBED | CORNER DAYBED ELEMENT

ELEMENTO ANGOLARE DAYBED CM 242
CORNER DAYBED ELEMENT CM 242

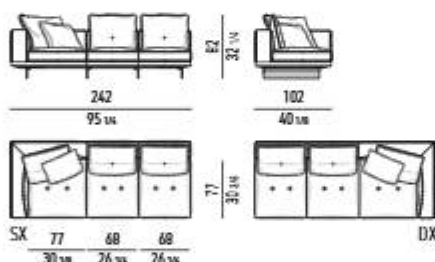


ELEMENTI ANGOLARI TERMINALI | CORNER ELEMENTS WITH ARMREST

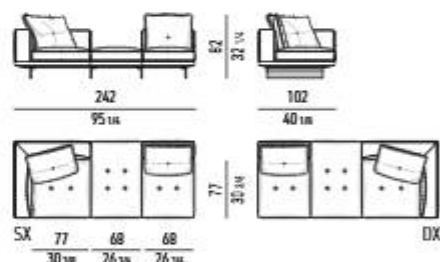
ELEMENTO ANGOLARE TERMINALE CM 102
CORNER ELEMENT WITH ARMREST CM 102



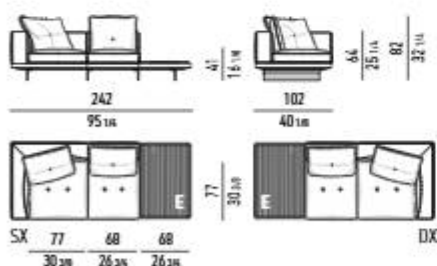
ELEMENTO ANGOLARE TERMINALE CM 242
CORNER ELEMENT WITH ARMREST CM 242



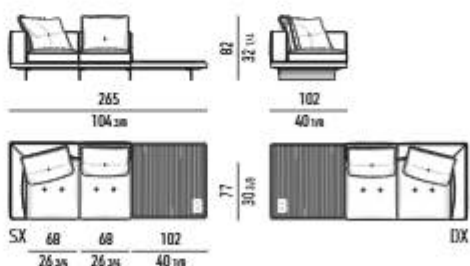
ELEMENTO ANGOLARE TERMINALE OPEN CM 242
CORNER OPEN ELEMENT WITH ARMREST CM 242



ELEMENTO ANGOLARE TERMINALE CM 242 CON TOP E
CORNER ELEMENT WITH ARMREST CM 242 WITH TOP E

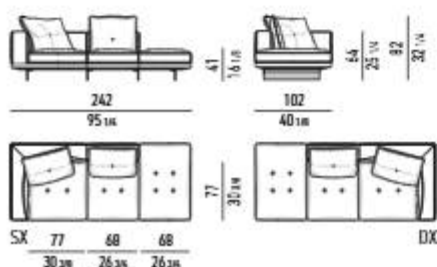


ELEMENTO ANGOLARE TERMINALE CM 265 CON TOP B
CORNER ELEMENT WITH ARMREST CM 265 WITH TOP B

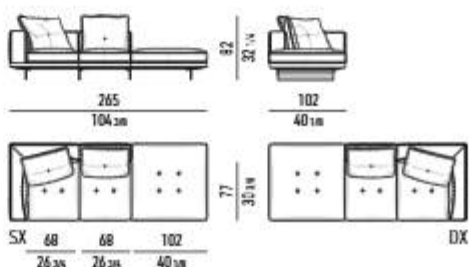


ELEMENTI ANGOLARI TERMINALI PENISOLA | CORNER OPEN-END ELEMENTS WITH ARMREST

ELEMENTO ANGOLARE TERMINALE PENISOLA CM 242
CORNER OPEN-END ELEMENT WITH ARMREST CM 242

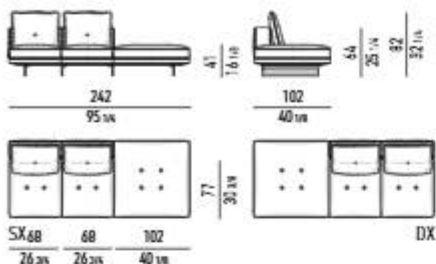


ELEMENTO ANGOLARE TERMINALE PENISOLA CM 265
CORNER OPEN-END ELEMENT WITH ARMREST CM 265



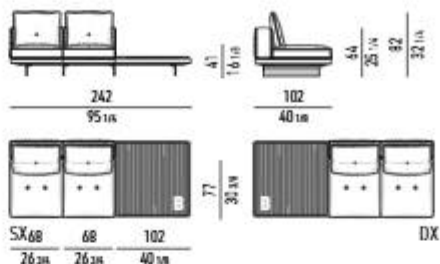
ELEMENTO ANGOLARE PENISOLA | CORNER OPEN-END ELEMENT

ELEMENTO ANGOLARE PENISOLA CM 242
CORNER OPEN-END ELEMENT CM 242



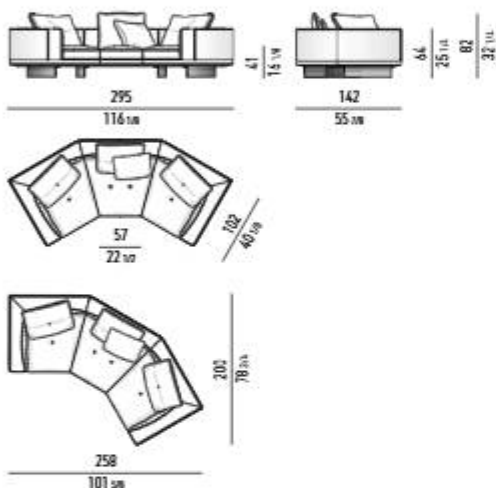
ELEMENTO ANGOLARE CENTRALE | CORNER CENTRAL ELEMENT

ELEMENTO ANGOLARE CENTRALE CM 242 CON TOP B
CORNER CENTRAL ELEMENT CM 242 WITH TOP B

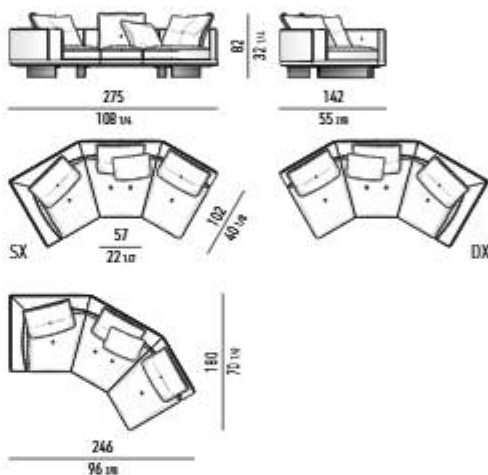


ELEMENTI "LOUNGE THEATRE" | "LOUNGE THEATRE" ELEMENTS

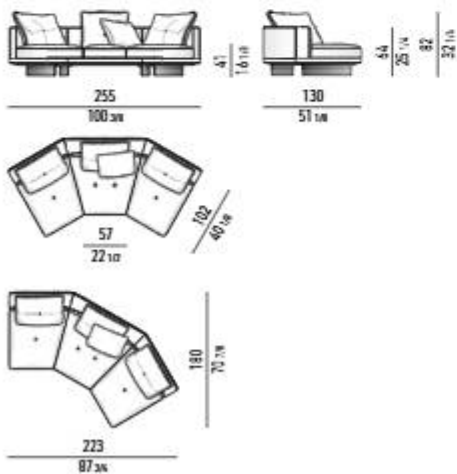
DIVANO INCLINATO LOUNGE THEATRE CM 295X142
LOUNGE THEATRE INCLINED SOFA CM 295X142



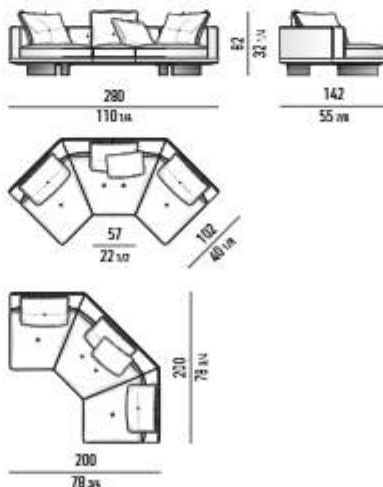
DIVANO INCLINATO LOUNGE THEATRE CON 1 BRACCIOLLO CM 275X142
LOUNGE THEATRE INCLINED SOFA WITH 1 ARMREST CM 275X142



DIVANO INCLINATO LOUNGE THEATRE SENZA BRACCIOLI CM 255X130
LOUNGE THEATRE INCLINED SOFA WITHOUT ARMRESTS CM 255X130

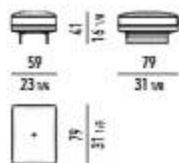


DIVANO INCLINATO LOUNGE THEATRE SENZA BRACCIOLI CM 280X142
LOUNGE THEATRE INCLINED SOFA WITHOUT ARMRESTS CM 280X142

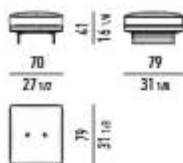


POUF | OTTOMANS

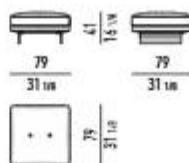
POUF CM 59X79
OTTOMAN CM 59X79



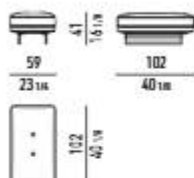
POUF CM 70X79
OTTOMAN CM 70X79



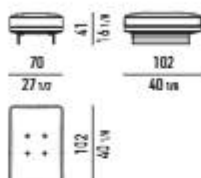
POUF CM 79X79
OTTOMAN CM 79X79



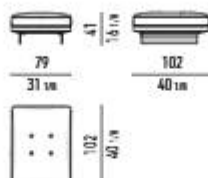
POUF CM 59X102
OTTOMAN CM 59X102



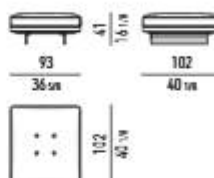
POUF CM 70X102
OTTOMAN CM 70X102



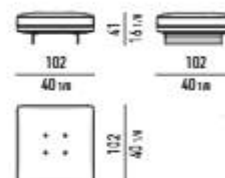
POUF CM 79X102
OTTOMAN CM 79X102



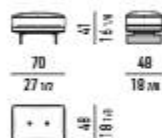
POUF CM 93X102
OTTOMAN CM 93X102



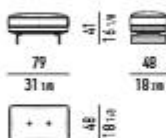
POUF CM 102X102
OTTOMAN CM 102X102



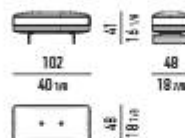
POUF CM 70X48
OTTOMAN CM 70X48



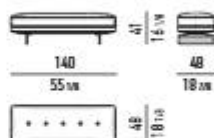
POUF CM 79X48
OTTOMAN CM 79X48



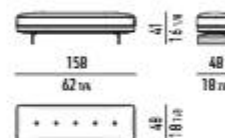
POUF CM 102X48
OTTOMAN CM 102X48



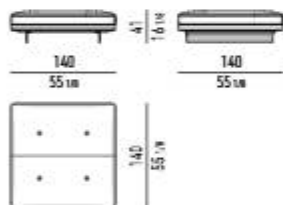
POUF CM 140X48
OTTOMAN CM 140X48



POUF CM 158X48
OTTOMAN CM 158X48

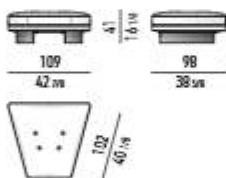


POUF CM 140X140
OTTOMAN CM 140X140



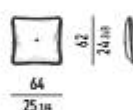
POUF INCLINATO | INCLINED OTTOMAN

POUF INCLINATO CM 109X98
INCLINED OTTOMAN CM 109X98




CUSCINI OPTIONAL | OPTIONAL CUSHIONS

CUSCINO SCHIENALE OPTIONAL CM 64X62
OPTIONAL BACKREST CUSHION CM 64X62

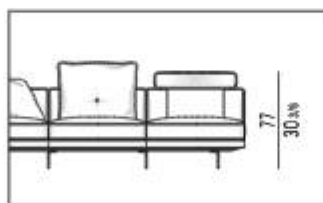
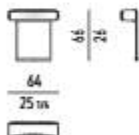


CUSCINO OPTIONAL CM 50X50
OPTIONAL CUSHION CM 50X50

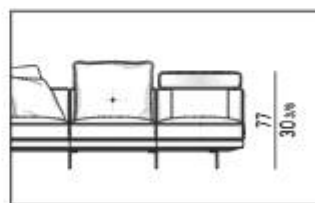


POGGIATESTA OPTIONAL | OPTIONAL HEADREST

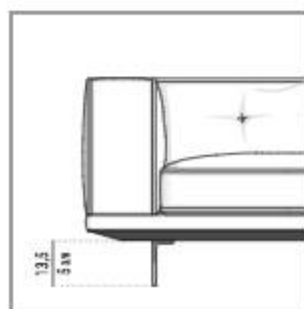
POGGIATESTA OPTIONAL CM 64 H66
OPTIONAL HEADREST CM 64 H66



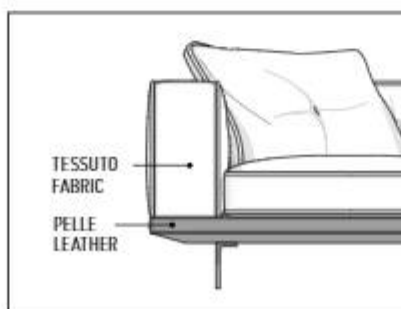
ABBINATO AD ELEMENTO CON MODULO SEDUTA CM 77
PAIRED WITH ELEMENT WITH SEAT CUSHION CM 77



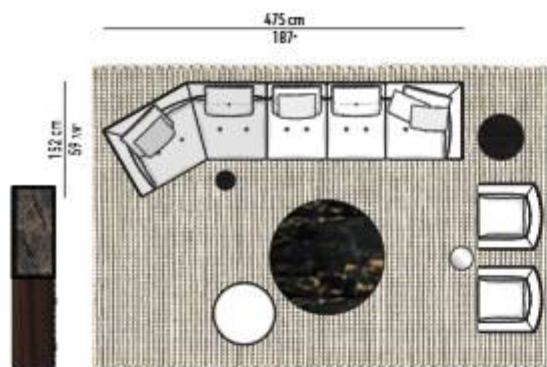
ABBINATO AD ELEMENTO CON MODULO SEDUTA CM 68
PAIRED WITH ELEMENT WITH SEAT CUSHION CM 68



ALTEZZA DELLE BASI
HEIGHT OF THE BASES

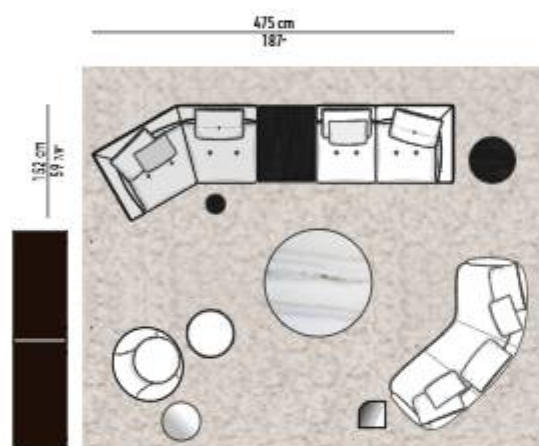


VERSIONE MIX - BASE PELLE / CUSCINI TESSUTO
MIX VERSION - LEATHER BASE / FABRIC CUSHIONS



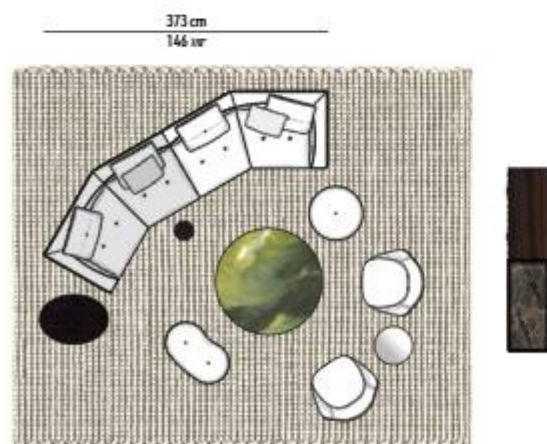
- A**
- 1 Dylan - elemento terminale inclinato sx seduta 77 - cm 215X152 H82
 - 1 Dylan - elemento terminale dx seduta 77 - 260X102 H82
 - 2 Sally - poltrone cm 86X84 H63
 - 1 Capri Base - pouf Ø cm 82 H37
 - 1 Doyle - tavolino Ø cm 150 H25
 - 1 Lelong 23 - tavolino con 2 piani Ø cm 60 H46
 - 1 Pilotis Wood - tavolino Ø cm 25 H55
 - 1 Anish - tavolino Ø cm 30 H45
 - 1 Superblocks - contenitore Living cm 240X55 H47 - mod. D
 - 1 Osaka - tappeto cm 600x400

- 1 Dylan - Schräges Endelement mit Armlehne sx Sitzhöhe 77 - cm 215X152 H82
- 1 Dylan - Endelement mit 1 Armlehne dx Sitzhöhe 77 - 260X102 H82
- 2 Sally - Sessel cm 86X84 H63
- 1 Capri Base - Hocker Ø cm 82 H37
- 1 Doyle - Beistelltisch Ø cm 150 H25
- 1 Lelong 23 - Beistelltisch mit 2 Tischplatten Ø cm 60 H46
- 1 Pilotis Wood - Beistelltisch Ø cm 25 H55
- 1 Anish - Beistelltisch Ø cm 30 H45
- 1 Superblocks - Living sideboard cm 240X55 H47 - mod. D
- 1 Osaka - Teppich cm 600x400



- B**
- 1 Dylan - elemento terminale inclinato sx seduta 77 - cm 215X152 H82
 - 1 Dylan - elemento terminale dx con Top A seduta 77 - cm 260X102 H82
 - 1 Raphael - divano inclinato cm 247X135 H88
 - 1 Capri Base - poltrona cm 98X90 H70
 - 1 Capri Base - pouf Ø cm 62 H37
 - 1 Brady - tavolino Ø cm 140 H30
 - 1 Lelong 23 - tavolino con 2 piani Ø cm 60 H46
 - 1 Pilotis Wood - tavolino Ø cm 25 H55
 - 1 Anish - tavolino Ø cm 50 H40
 - 1 James - tavolino cm 35X35 H45
 - 2 Solid - tavolino contenitore con 1 cassetto cm 140X70 H42
 - 1 Wisp - tappeto cm 600x500

- 1 Dylan - Schräges Endelement mit Armlehne sx Sitzhöhe 77 - cm 215X152 H82
- 1 Dylan - Endelement mit 1 Armlehne dx mit Top A Sitzhöhe 77 - cm 260X102 H82
- 1 Raphael - Schräges sofa cm 247X135 H88
- 1 Capri Base - Sessel cm 98X90 H70
- 1 Capri Base - Hocker Ø cm 62 H37
- 1 Brady - Beistelltisch Ø cm 140 H30
- 1 Lelong 23 - Beistelltisch mit 2 Tischplatten Ø cm 60 H46
- 1 Pilotis Wood - Beistelltisch Ø cm 25 H55
- 1 Anish - Beistelltisch Ø cm 50 H40
- 1 James - Beistelltisch cm 35X35 H45
- 2 Solid - Beistelltisch mit Schublade cm 140X70 H42
- 1 Wisp - Teppich cm 600x500



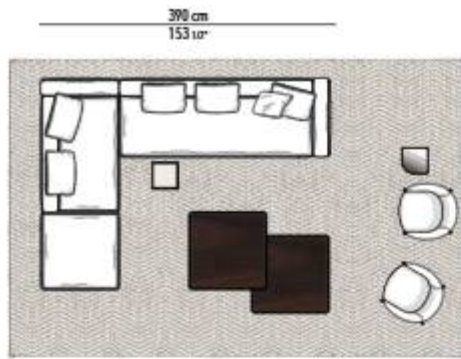
- C**
- 1 Dylan - elemento terminale inclinato sx seduta 77 - cm 215X152 H82
 - 1 Dylan - elemento terminale inclinato dx seduta 77 - cm 215X152 H82
 - 2 Sendai - poltrona con braccioli cm 87X83 H78
 - 1 Torii Bold - pouf Small Ø cm 65 H41
 - 1 Torii Bold - pouf curvo cm 94X56 H41
 - 1 Brady - tavolino Ø cm 140 H43
 - 1 Lelong 23 - tavolino con 2 piani cm 90X65 H55
 - 1 Pilotis Wood - tavolino Ø cm 25 H55
 - 1 Anish - tavolino Ø cm 50 H40
 - 1 Superblocks - contenitore Living cm 240X55 H47 - mod. D
 - 1 Osaka - tappeto cm 600x500

- 1 Dylan - Schräges Endelement mit Armlehne sx Sitzhöhe 77 - cm 215X152 H82
- 1 Dylan - Schräges Endelement mit Armlehne dx Sitzhöhe 77 - cm 215X152 H82
- 2 Sendai - Sessel mit Armlehnen cm 87X83 H78
- 1 Torii Bold - Small Hocker Ø cm 65 H41
- 1 Torii Bold - Halbrunder Hocker cm 94X56 H41
- 1 Brady - Beistelltisch Ø cm 140 H43
- 1 Lelong 23 - Beistelltisch mit 2 Tischplatten cm 90X65 H55
- 1 Pilotis Wood - Beistelltisch Ø cm 25 H55
- 1 Anish - Beistelltisch Ø cm 50 H40
- 1 Superblocks - Living sideboard cm 240X55 H47 - mod. D
- 1 Osaka - Teppich cm 600x500

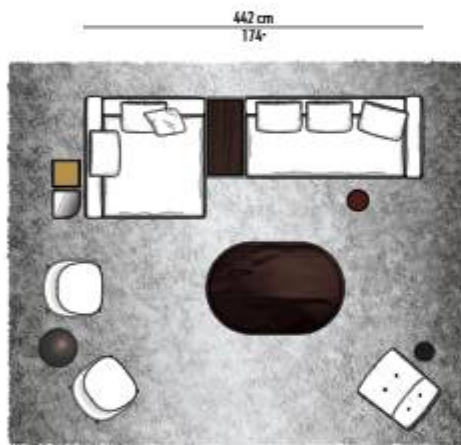
- 1 Dylan - inclined element with armrest sx seat 77 - cm 215X152 H82
- 1 Dylan - inclined element with armrest dx seat 77 - cm 215X152 H82
- 2 Sendai - armchair with armrests cm 87X83 H78
- 1 Torii Bold - Small ottoman Ø cm 65 H41
- 1 Torii Bold - angled ottoman cm 94X56 H41
- 1 Brady - coffee table Ø cm 140 H43
- 1 Lelong 23 - coffee table with 2 tops cm 90X65 H55
- 1 Pilotis Wood - side table Ø cm 25 H55
- 1 Anish - side table Ø cm 50 H40
- 1 Superblocks - Living sideboard cm 240X55 H47 - mod. D
- 1 Osaka - rug cm 600x500

- 1 Dylan - élément incliné avec accoudoir sx assise 77 - cm 215X152 H82
- 1 Dylan - élément incliné avec accoudoir dx assise 77 - cm 215X152 H82
- 2 Sendai - fauteuils avec accoudoirs cm 87X83 H78
- 1 Torii Bold - Small pouf Ø cm 65 H41
- 1 Torii Bold - pouf rond cm 94X56 H41
- 1 Brady - petite table Ø cm 140 H43
- 1 Lelong 23 - petite table avec 2 plateaux cm 90X65 H55
- 1 Pilotis Wood - petite table Ø cm 25 H55
- 1 Anish - petite table Ø cm 50 H40
- 1 Superblocks - bahut Living cm 240X55 H47 - mod. D
- 1 Osaka - tapis cm 600x500

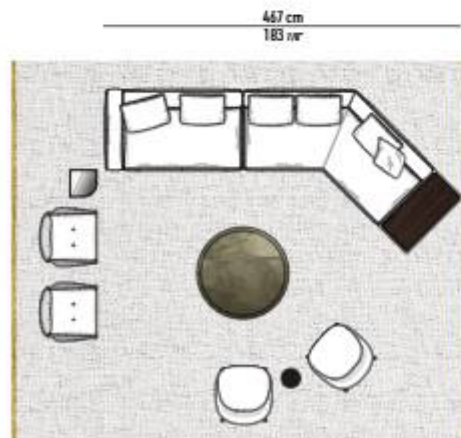
Minotti



- A**
- 1 Horizonte - elemento terminale dx con pouf cm 284x106 H85
 - 1 Horizonte - elemento terminale dx cm 284x106 H85
 - 1 Horizonte - tavolino cm 104x104 H13
 - 1 Horizonte - tavolino cm 104x104 H21
 - 2 Lido - poltroncine Lounge cm 75x78 H71
 - 1 Solid Saddle-hide - tavolino cm 35x35 H45
 - 1 James - tavolino cm 35x35 H45
 - 1 Osaka Chevron - tappeto cm 616x400
- 1 Horizonte - Endelement mit 1 Armlehne dx mit Hocker cm 284x106 H85
 - 1 Horizonte - Endelement mit 1 Armlehne dx cm 284x106 H85
 - 1 Horizonte - Beistelltisch cm 104x104 H13
 - 1 Horizonte - Beistelltisch cm 104x104 H21
 - 2 Lido - Lounge kleiner Armsessel cm 75x78 H71
 - 1 Solid Saddle-hide - Beistelltisch cm 35x35 H45
 - 1 James - Beistelltisch cm 35x35 H45
 - 1 Osaka Chevron - Teppich cm 616x400
- 1 Horizonte - element with 1 armrest dx with ottoman cm 284x106 H85
 - 1 Horizonte - element with 1 armrest dx cm 284x106 H85
 - 1 Horizonte - coffee table cm 104x104 H13
 - 1 Horizonte - coffee table cm 104x104 H21
 - 2 Lido - Lounge little armchairs cm 75x78 H71
 - 1 Solid Saddle-hide - side table cm 35x35 H45
 - 1 James - side table cm 35x35 H45
 - 1 Osaka Chevron - rug cm 616x400
- 1 Horizonte - élément avec 1 accoudoir dx avec pouf cm 284x106 H85
 - 1 Horizonte - élément avec 1 accoudoir dx cm 284x106 H85
 - 1 Horizonte - petite table cm 104x104 H13
 - 1 Horizonte - petite table cm 104x104 H21
 - 2 Lido - petit fauteuil Lounge cm 75x78 H71
 - 1 Solid Saddle-hide - petite table cm 35x35 H45
 - 1 James - petite table cm 35x35 H45
 - 1 Osaka Chevron - tapis cm 616x400



- B**
- 1 Horizonte - Chaise-longue sx cm 158x158 H85
 - 1 Horizonte - elemento terminale dx con TOP SHORT cm 284x106 H85
 - 2 Sendai - poltrone fisse cm 74x76 H72
 - 1 Daiki - poltrona senza braccioli con base girevole cm 73x91 H69
 - 1 Bellagio - tavolino Ø cm 49 H42
 - 1 James - tavolino cm 35x35 H45
 - 1 Solid Saddle-hide - tavolino cm 35x35 H45
 - 1 Louver - tavolino cm 180x120 H25
 - 1 Pilotis - tavolino Ø cm 27 H55
 - 1 Pilotis Wood - tavolino Ø cm 25 H45
 - 1 Wisp Shade - tappeto cm 600x500
- 1 Horizonte - Chaise-longue sx cm 158x158 H85
 - 1 Horizonte - Endelement mit 1 Armlehne dx mit TOP SHORT cm 284x106 H85
 - 2 Sendai - fest Sessel cm 74x76 H72
 - 1 Daiki - Sessel ohne Armlehnen mit drehbar Basis cm 73x91 H69
 - 1 Bellagio - Beistelltisch Ø cm 49 H42
 - 1 James - Beistelltisch cm 35x35 H45
 - 1 Solid Saddle-hide - Beistelltisch cm 35x35 H45
 - 1 Louver - Beistelltisch cm 180x120 H25
 - 1 Pilotis - Beistelltisch Ø cm 27 H55
 - 1 Pilotis Wood - Beistelltisch Ø cm 25 H45
 - 1 Wisp Shade - Teppich cm 600x500
- 1 Horizonte - Chaise-longue sx cm 158x158 H85
 - 1 Horizonte - element with 1 armrest dx with TOP SHORT cm 284x106 H85
 - 2 Sendai - fixed armchairs cm 74x76 H72
 - 1 Daiki - armchair without armrests with swivel base cm 73x91 H69
 - 1 Bellagio - side table Ø cm 49 H42
 - 1 James - side table cm 35x35 H45
 - 1 Solid Saddle-hide - side table cm 35x35 H45
 - 1 Louver - coffee table cm 180x120 H25
 - 1 Pilotis - side table Ø cm 27 H55
 - 1 Pilotis Wood - side table Ø cm 25 H45
 - 1 Wisp Shade - rug cm 600x500
- 1 Horizonte - Chaise-longue sx cm 158x158 H85
 - 1 Horizonte - élément avec 1 accoudoir dx avec TOP SHORT cm 284x106 H85
 - 2 Sendai - fixe fauteuils cm 74x76 H72
 - 1 Daiki - fauteuil sans accoudoirs avec piètement pivotant cm 73x91 H69
 - 1 Bellagio - petite table Ø cm 49 H42
 - 1 James - petite table cm 35x35 H45
 - 1 Solid Saddle-hide - petite table cm 35x35 H45
 - 1 Louver - petite table cm 180x120 H25
 - 1 Pilotis - petite table Ø cm 27 H55
 - 1 Pilotis Wood - petite table Ø cm 25 H45
 - 1 Wisp Shade - tapis cm 600x500



- C**
- 1 Horizonte - elemento terminale sx cm 180x106 H85
 - 1 Horizonte - elemento centrale inclinato sx con TOP SHORT cm 302x180 H85
 - 2 Yoko - poltrone cm 77x75 H73
 - 2 Sendai - poltrone fisse cm 74x76 H72
 - 1 James - tavolino cm 35x35 H45
 - 1 Louver - tavolino Ø cm 120 H25
 - 1 Pilotis Wood - tavolino Ø cm 25 H45
 - 1 Cross - tappeto cm 600x500
- 1 Horizonte - Endelement mit 1 Armlehne sx cm 180x106 H85
 - 1 Horizonte - schräges Mittelelement sx mit TOP SHORT cm 302x180 H85
 - 2 Yoko - Sessel cm 77x75 H73
 - 2 Sendai - fest Sessel cm 74x76 H72
 - 1 James - Beistelltisch cm 35x35 H45
 - 1 Louver - Beistelltisch Ø cm 120 H25
 - 1 Pilotis Wood - Beistelltisch Ø cm 25 H45
 - 1 Cross - Teppich cm 600x500
- 1 Horizonte - element with 1 armrest sx cm 180x106 H85
 - 1 Horizonte - inclined central element sx with TOP SHORT cm 302x180 H85
 - 2 Yoko - armchairs cm 77x75 H73
 - 2 Sendai - fixed armchairs cm 74x76 H72
 - 1 James - side table cm 35x35 H45
 - 1 Louver - coffee table Ø cm 120 H25
 - 1 Pilotis Wood - side table Ø cm 25 H45
 - 1 Cross - rug cm 600x500
- 1 Horizonte - élément avec 1 accoudoir sx cm 180x106 H85
 - 1 Horizonte - élément central incliné sx avec TOP SHORT cm 302x180 H85
 - 2 Yoko - fauteuils cm 77x75 H73
 - 2 Sendai - fauteuils fixe cm 74x76 H72
 - 1 James - petite table cm 35x35 H45
 - 1 Louver - petite table Ø cm 120 H25
 - 1 Pilotis Wood - petite table Ø cm 25 H45
 - 1 Cross - tapis cm 600x500